


est. 1876

# PIVOT

stove & heating

## Room Sealed & Insulated Flue Pricebook

June 23



[pivotstove.com.au](http://pivotstove.com.au)

[wholesale@pivotstove.com.au](mailto:wholesale@pivotstove.com.au)

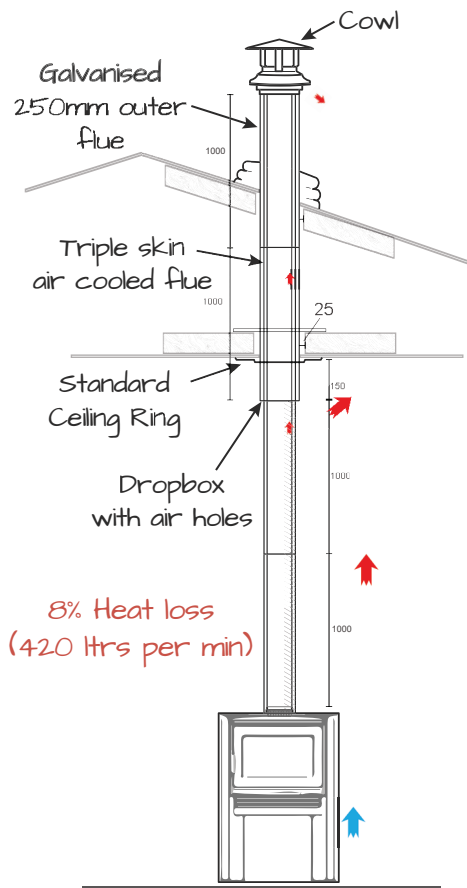
1300 474 868

North Geelong VIC 3215

# Finish the look with the right flue..

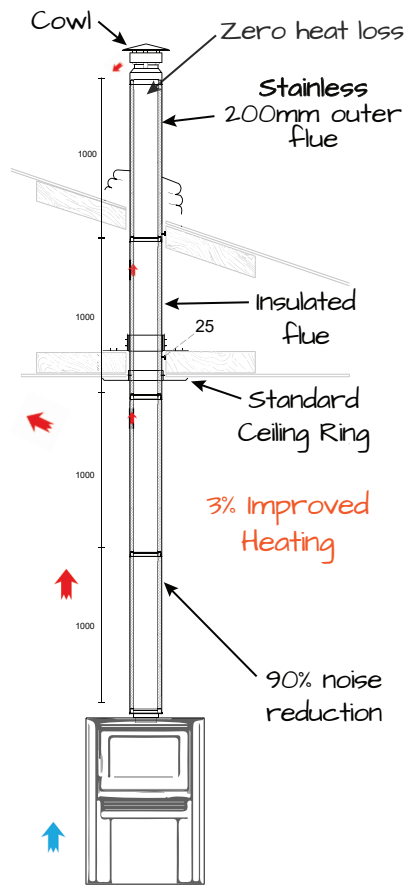
## Default Triple Skin Flue Kit

Air Cooled 4m Flue Kit



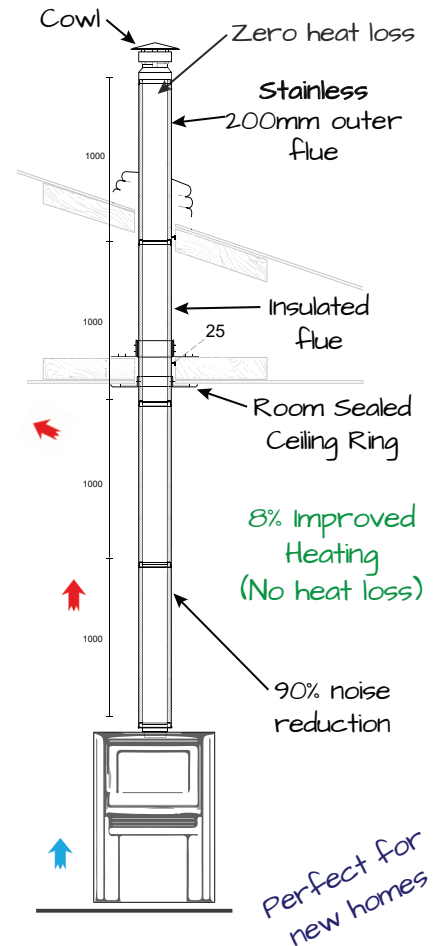
## Insulated Flue Kit

Insulated 4m Flue Kit



## Insulated Room Sealed Flue Kit

Insulated 4m Flue Kit



## Room Sealed Flue Kits offer:

- All Stainless construction
- Increases Efficiency by up to 8%
- Up to 90% Noise Reduction
- Safer to install
- Offset & Bends faster to install
- Stops debris falling on top of heater
- Insulated ceiling ring creates an air tight room to give a true room seal flue kit solution, perfect for High Efficient homes
- Insulated flue promotes a cleaner burn by providing a consistent flue temperature
- BAL rated to BAL-40 & BAL-FZ
- Increases burn time by up to 20%
- 7 Year Warranty

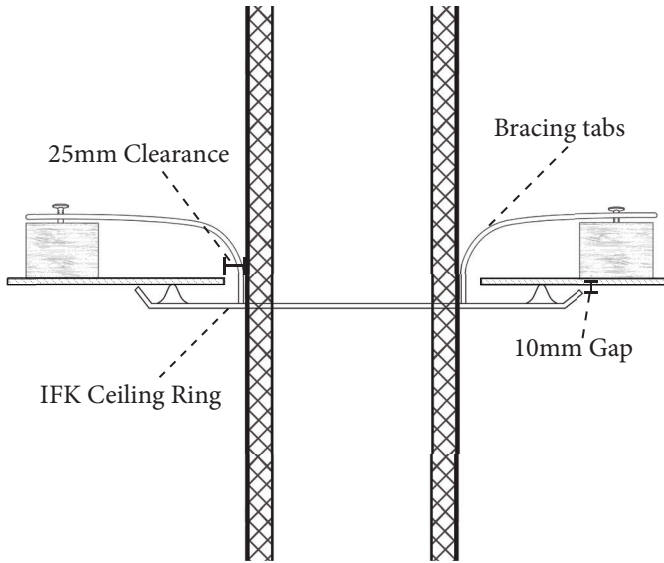


A quick look at Pivot's RSF

# Ceiling Ring

## Insulated Flue Kit

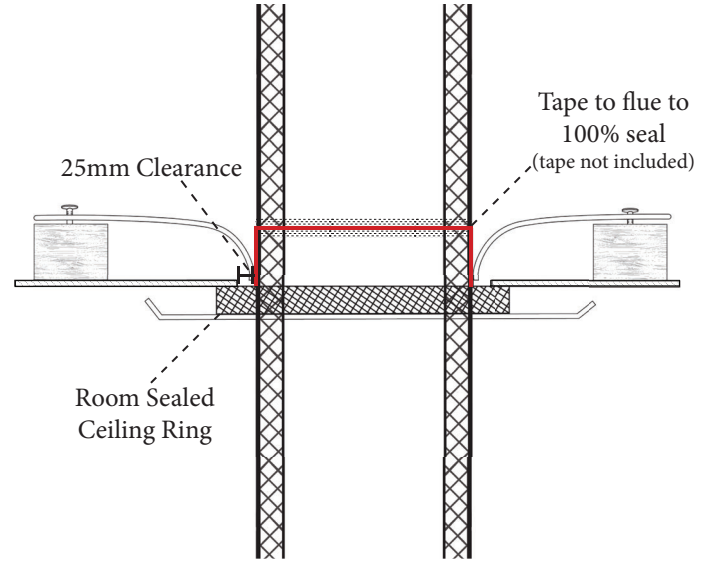
Pivot's Insulated Flue Kit (IFK)  
Non insulated ceiling ring



# Ceiling Ring

## Room Sealed Flue Kit

Pivot's Room Sealed Flue Kit (RSF)  
With an Insulated Ceiling Ring to fully air seal the flue



Improves heating by 8%  
Passive & New home approved



Correct way to install a RSF ceiling ring



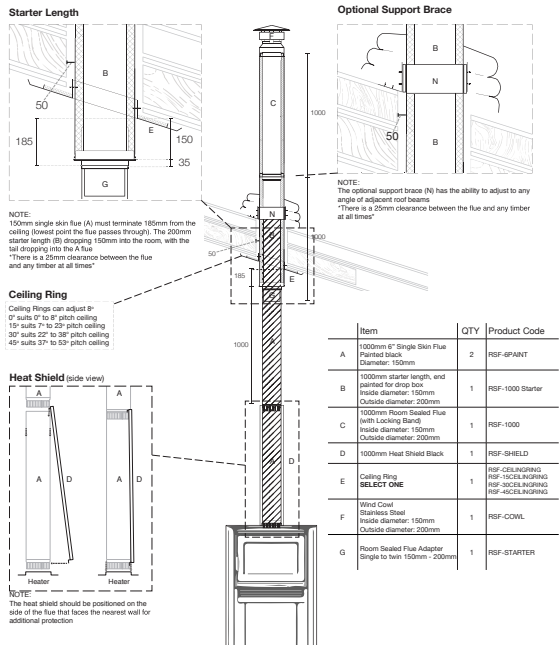
The RSF ceiling ring difference



Correct size ceiling cutout

## Insulated Room Seal Flue Kit

Cathedral Ceiling 4m Flue Kit

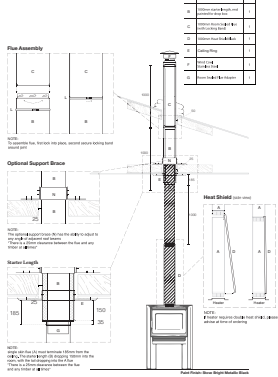


## Following pitches available for IFK & RSF ceiling rings:

- 0° will suit any ceiling pitch from 0° to 8°
- 15° will suit any ceiling pitch from 9° up to 18°
- 22° will suit any ceiling pitch from 18° to 28°
- 30° will suit any ceiling pitch from 28° to 38°
- 45° will suit any ceiling pitch from 38° to 47°

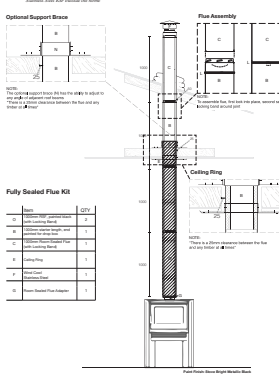
**Insulated Room Sealed Flue Kit**

Standard Ceiling 4m Flue Kit  
Partial Staircase Seal with Partial Heat Shield



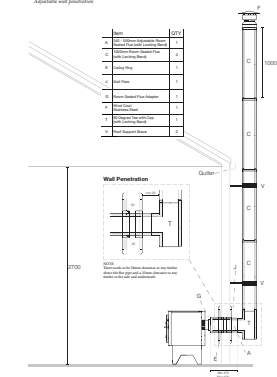
**Insulated Room Sealed Flue Kit**

Fully Sealed 4m Flue Kit  
Partial Staircase Seal with Full Heat Shield



**Insulated Room Sealed Flue Kit**

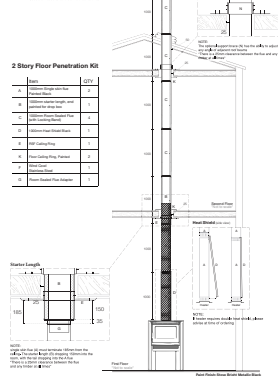
Rear Flue Kit  
Fully Sealed Flue with the Rear Adjustable Roof Penetration



2 Story Flue Kits

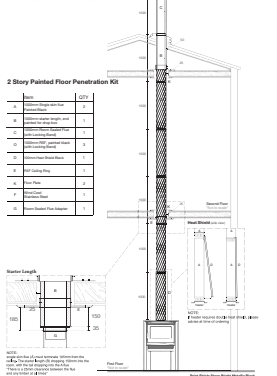
**Insulated Room Sealed Flue Kit**

2 Story Floor Penetration Kit  
Partial Staircase Seal with Partial Heat Shield



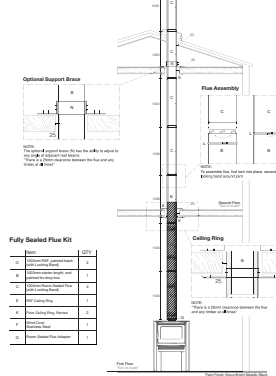
**Insulated Room Sealed Flue Kit**

2 Story Painted Floor Penetration Kit  
Full Staircase Seal with Full Heat Shield



**Insulated Room Sealed Flue Kit**

2 Story Fully Sealed Floor Penetration Kit  
Full Staircase Seal with Full Heat Shield



**Insulated Room Sealed Flue Kit**

# Contents

## Information

---

- 3 Ceiling Ring differences
- 6 Flue Parts List
- 8 ESSE Flue Parts List
- 9 Offset Bends
- 10 Flashing
- 11 Bracing Options
- 39 Video Library links

## Single Story Flue Kits

---

- 12 Standard Ceiling 4m Flue Kit
- 14 Fully Sealed 4m Flue Kit
- 16 Rear 4m Flue Kit

## 2 Story Flue Kits

---

- 18 2 Story Floor Penetration (Type 1)
- 20 2 Story Painted Floor Penetration (Type 2)
- 22 2 Story Fully Sealed Floor Penetration (Type 3)
- 24 2 Story Fully Sealed Painted Floor Penetration (Type 4)
- 26 2 Story Wall Penetration Kit

## Other Flue Kits

---

- 28 ESSE Room Sealed Flue Kit
- 30 5m Cast Iron Fireplaces Flue Kit
- 32 4m Cast Iron Fully Sealed Flue Kit
- 34 Enviro Insulated Flue Kit

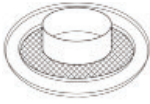
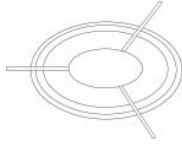
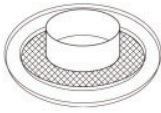
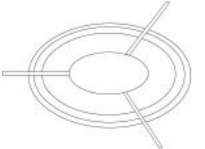
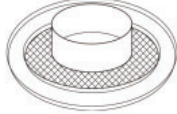
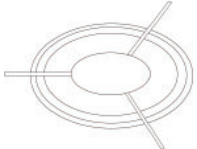






## Pellet Flue Kits

---




- 36 Vertical Pellet Room Sealed Flue Kit
- 36 Rear External Pellet Room Sealed Flue Kit
- 37 Vertical Snorkel Pellet Room Sealed Flue Kit
- 37 Rear External Snorkel Pellet Room Sealed Flue Kit
- 38 Pellet Flue Parts List

**Insulated Flue Parts List**
**6", 7", 8", 9", 10"**






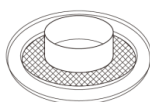
Individual Item Description	Part Number	RRP inc GST
5" 1,000mm Single Skin, S/S - Black (not insulated)	SS5BLK	\$120.00
6" 1,000mm Single Skin, S/S - Black (not insulated)	SS6BLK	\$140.00
7" 1,000mm Single Skin, S/S - Black (not insulated)	SS7BLK	\$150.00
8" 1,000mm Single Skin, S/S - Black (not insulated)	SS8BLK	\$190.00
10" 1,000mm Single Skin, S/S - Black (not insulated)	SS10BLK	\$240.00
RSF 1,000mm Insulated Straight Pipe, S/S	RSF6-1000	\$200.00
	RSF8-1000	\$240.00
	RSF10-1000	\$300.00
RSF 1,000mm Insulated Straight Pipe, Black	RSF6-1000-BLK	\$220.00
	RSF8-1000-BLK	\$260.00
	RSF10-1000-BLK	\$380.00
RSF 1,000mm Insulated Drop Box, Partly Painted	RSF6-1000-STARTER	\$220.00
	RSF8-1000-STARTER	\$260.00
	RSF10-1000-STARTER	\$380.00
RSF 100mm Insulated Straight Pipe	RSF6-100	\$80.00
	RSF8-100	\$90.00
	RSF10-100	\$140.00
RSF 100mm Insulated Straight Pipe, Fully Painted	RSF6-100-BLK	\$90.00
	RSF8-100-BLK	\$110.00
	RSF10-100-BLK	\$180.00
RSF 500mm Insulated Straight Pipe	RSF6-500	\$125.00
	RSF8-500	\$165.00
	RSF10-500	\$220.00
RSF 500mm Insulated Straight Pipe, Black	RSF6-500-BLK	\$145.00
	RSF8-500-BLK	\$185.00
	RSF10-500-BLK	\$240.00
RSF 340mm-500mm Insulated Adjustable Pipe	RSF6-ADJUST	\$165.00
	RSF8-ADJUST	\$205.00
	RSF10-ADJUST	\$260.00
RSF 340mm-500mm Insulated Adjustable Pipe, Black	RSF6-ADJUST-BLK	\$185.00
	RSF8-ADJUST-BLK	\$245.00
RSF Insulated 90° Tee with Cap	RSF6-TEE	\$260.00
	RSF8-TEE	\$450.00
RSF Insulated 45° Bend	RSF6-45oBEND	\$129.00
	RSF8-45oBEND	\$169.00
	RSF10-45oBEND	\$240.00
RSF Insulated 45° Bend, Painted	RSF6-45oBEND-BLK	\$149.00
	RSF8-45oBEND-BLK	\$189.00
	RSF10-45oBEND-BLK	\$280.00
RSF Insulated Cowl	RSF6-COWL	\$125.00
	RSF8-COWL	\$165.00
	RSF10-COWL	\$220.00
1,000mm Painted Heat Shield	RSF6-SHIELDBLK	\$135.00
1,000mm Painted Double Heat Shield	RSF8-SHIELDBLK	\$165.00
	RSF6-SHIELDDBLCLK	\$190.00

Individual Item Description		Part Number	RRP inc GST
6" RSF Insulated Ceiling Ring		RSF6-CR	\$175.00
15°		RSF6-CR15	\$175.00
22°		RSF6-CR22	\$175.00
30°		RSF6-CR30	\$175.00
45°		RSF6-CR45	\$175.00
6" IFK Ceiling Ring		IFK6-CR	\$90.00
15°		IFK6-CR15	\$90.00
22°		IFK6-CR22	\$90.00
30°		IFK6-CR30	\$90.00
45°		IFK6-CR45	\$90.00
8" RSF Insulated Ceiling Ring		RSF8-CR	\$225.00
15°		RSF8-CR15	\$225.00
22°		RSF8-CR22	\$225.00
30°		RSF8-CR30	\$225.00
8" IFK Ceiling Ring		IFK8-CR	\$120.00
15°		IFK8-CR15	\$120.00
22°		IFK8-CR22	\$120.00
30°		IFK8-CR30	\$120.00
45°		IFK8-CR45	\$120.00
10" RSF Insulated Ceiling Ring		RSF10-CR	\$325.00
15°		RSF10-CR15	\$325.00
22°		RSF10-CR22	\$325.00
30°		RSF10-CR30	\$325.00
10" IFK Ceiling Ring		IFK10-CR	\$120.00
15°		IFK10-CR15	\$120.00
22°		IFK10-CR22	\$120.00
30°		IFK10-CR30	\$120.00
45°		IFK10-CR45	\$120.00
6" RSF End Cap		RSF6-CAP	\$44.00
RSF Floor / Ceiling Uninsulated Ring, Black		RSF6-FCR-BLK	\$90.00
		RSF8-8FCR-BLK	\$90.00
RSF Wall Plate		RSF6-WP	\$80.00
		RSF8-WP	\$80.00
		RSF10-WP	\$140.00
RSF Wall Plate, Black		RSF6-WP-BLK	\$90.00
		RSF8-WP-BLK	\$90.00
		RSF10-WP-BLK	\$150.00
RSF 45° Wall Plate		RSF6-WP45	\$80.00
		RSF8-WP45	\$80.00
		RSF10-WP45	\$140.00
RSF 45° Wall Plate, Black		RSF6-WP45-BLK	\$90.00
		RSF8-WP45-BLK	\$90.00
		RSF10-WP45-BLK	\$150.00

**Insulated Flue Parts List (Cont.)**
**6", 7", 8", 9", 10"**

Individual Item Description		Part Number	RRP inc GST
6" Locking Band		RSF6-LB	\$20.00
8" Locking Band		RSF8-LB	\$20.00
10" Locking Band		RSF10-LB	\$20.00
6" Locking Band High Wind		RSF6-LBHW	\$30.00
8" Locking Band High Wind		RSF8-LBHW	\$30.00
10" Locking Band High Wind		RSF10-LBHW	\$30.00
5" RSF Adaptor (Connects standard 5" to 6" RSF)		RSF6-5ADAPTOR	\$45.00
6" RSF Adaptor (Connects standard 6" to 6" RSF)		RSF6-6ADAPTOR	\$45.00
7" RSF Adaptor (Connects standard 7" to 6" RSF)		RSF6-7ADAPTOR	\$45.00
8" RSF Adaptor (Connects standard 8" to 8" RSF)		RSF8-8ADAPTOR	\$65.00
9" RSF Adaptor (Connects standard 9" to 8" RSF)		RSF8-9ADAPTOR	\$75.00
9" RSF Adaptor (Connects standard 9" to 10" RSF)		RSF10-9ADAPTOR	\$110.00
10" RSF Adaptor (Connects standard 10" to 10" RSF)		RSF10-10ADAPTOR	\$90.00

**Insulated Flue Parts List**
**ESSE**

Individual Item Description		Part Number	RRP inc GST
6" 1,000mm Stainless Flue, Black <i>with access door</i>		6DOOR-BLK	\$240.00
6" 1,000mm Stainless Flue, Charcoal <i>with access door</i>		6DOOR-CH	\$240.00
6" RSF 150mm x 1,000mm S/S, Charcoal		6CH	\$140.00
6" 1,000mm Heat Shield, Charcoal		RSF6-SHIELD-CH	\$135.00
6" RSF 1,000mm Drop Box, Charcoal <i>(Starter length) including locking band</i>		RSF6-1000-STARTER-CH	\$220.00
6" RSF 150mm Ceiling Ring			
0°		RSF6-CR-CH	\$175.00
15°		RSF6-CR15-CH	\$175.00
22°		RSF6-CR22-CH	\$175.00
30°		RSF6-CR30-CH	\$175.00
45°		RSF6-CR45-CH	\$175.00

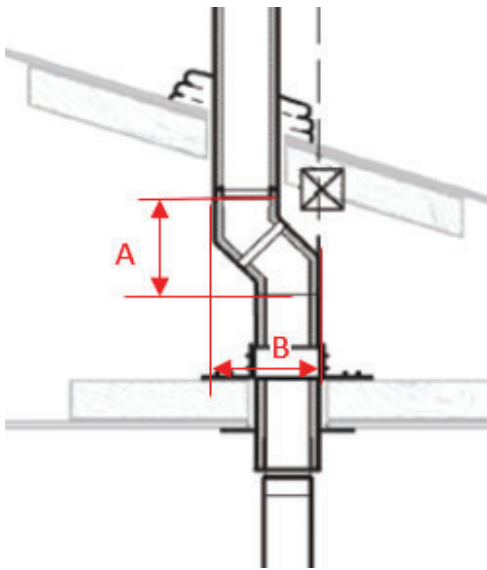


# Insulated Room Sealed Flue Kit

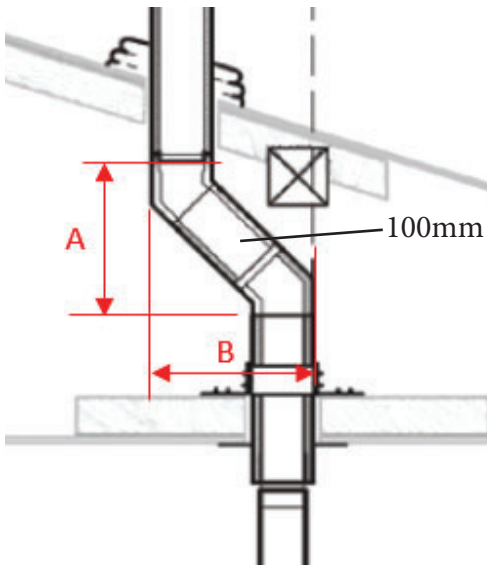
## Offset Bends



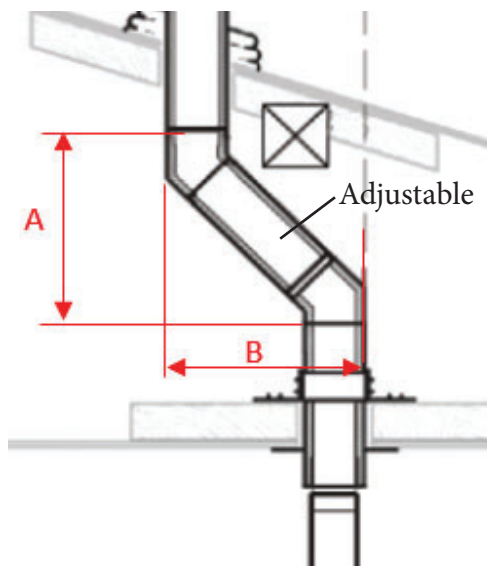
Easy to install



		45 degree bend	
		A	B
RSFPPF	Ø80	251	234
RSF6	Ø150	318	332
RSF8	Ø200	354	397
RSF10	Ø250	390	461



		45 degree bend +100mm straight	
		A	B
RSFPPF	Ø80	321	304
RSF6	Ø150	389	402
RSF8	Ø200	425	468
RSF10	Ø250	461	532

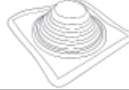
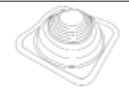
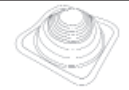
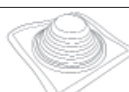
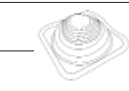



		45 degree bend + adjustable flue 340-500mm			
		<i>Contracted</i>		<i>Expanded</i>	
		A1	B1	A2	B2
RSFPPF	Ø80	514	497	640	623
RSF6	Ø150	581	595	707	721
RSF8	Ø200	617	660	743	786
RSF10	Ø250	623	724	779	850

# Insulated Room Sealed Flue Kit



## Flashing

### METAL Roof Flashing

	BAL	Description	Code		RRP inc GST		
					Single	Box of 10	
RSF6 30° - 45°	0 - 30°	BAL 12.5	RSF Flash-No7-BAL12.5	FLASH MR7		\$69.00	\$660.00
		BAL 29	RSF Flash-No7-BAL29	FLASH MR7B		\$190.00	
		BAL 12.5	RSF Flash-No8-BAL12.5	FLASH MR8		\$79.00	\$750.00
		BAL 29	RSF Flash-No8-BAL29	FLASH MR8B		\$220.00	
RSF8 & RSF10 30° - 45°	0 - 30°	BAL 12.5	RSF Flash-No8-BAL12.5	FLASH MR8		\$79.00	\$750.00
		BAL 29	RSF Flash-No8-BAL29	FLASH MR8B		\$220.00	
		BAL 12.5	RSF Flash-No9-BAL12.5	FLASH MR9		\$140.00	\$1,340.00
		BAL 29	RSF Flash-No9-BAL29	FLASH MR9B		\$290.00	
RSF PELLET 30° - 45°	0 - 30°	BAL 12.5	RSF Flash-No4-BAL12.5	FLASH MR4		\$44.00	\$380.00
		BAL 29	RSF Flash-No4-BAL29	FLASH MR4B		\$120.00	
		BAL 12.5	RSF Flash-No5-BAL12.5	FLASH MR5		\$49.00	\$440.00
		BAL 29	RSF Flash-No5-BAL29	FLASH MR5B		\$160.00	

BAL40 Flashing POA

### TILE Roof Flashing

	BAL	Description	Code		RRP inc GST		
					Single	Box of 2	
RSF6 & RSF8		BAL 12.5	RSF Flash-Tile5	FLASHTR5		\$190.00	\$280.00
		BAL 29	RSF Flash-Tile5-BAL29	FLASHTR5B		\$520.00	
RSF PELLET		BAL 12.5	RSF Flash-Tile4	FLASHTR4		\$120.00	\$220.00
		BAL 29	RSF Flash-Tile4-BAL29	FLASHTR4B		\$330.00	

BAL40 Flashing POA

### CANVAS Flashing

Designed for Yurts / Tents / Canvas roofs

	Description	Code	RRP inc GST
RSF6	RSF Sticky back flashing for canvas	FLASHCAN	\$390.00

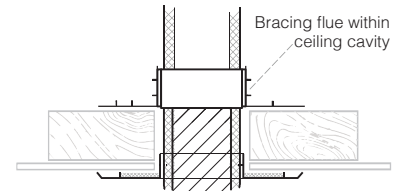



# Insulated Room Sealed Flue Kit

## Bracing Options

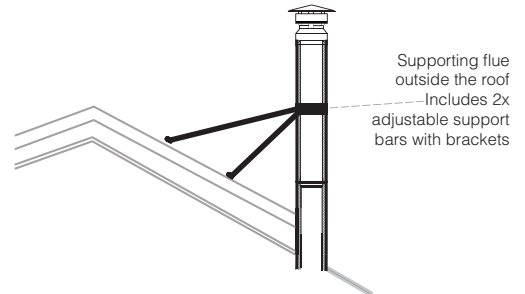
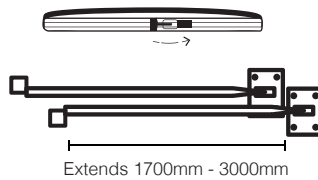
### Ceiling Support Brace RSF CS

Braces flue  
Inside your ceiling



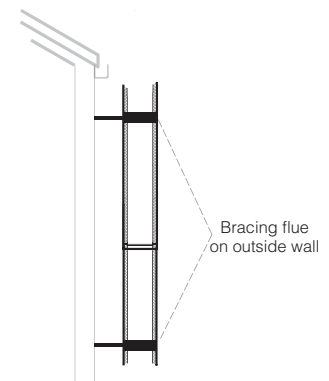
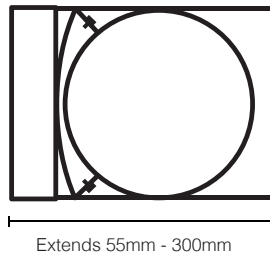
### Roof Bracing Kit RSF RB

Braces flue  
Outside on your roof



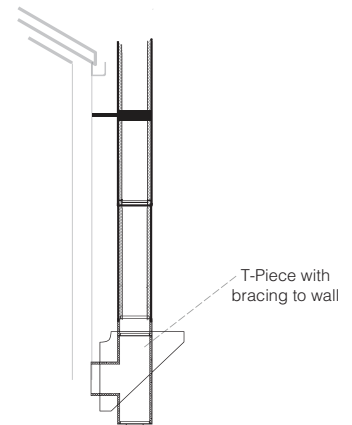
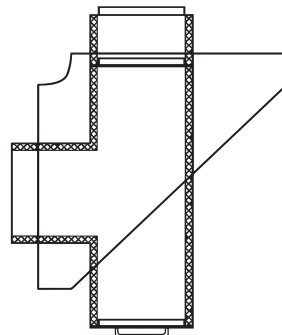
### Adjustable Wall Brace RSF WB

Braces flue  
Outside wall



### Tee Wall Bracket RSF TWB

T Brace  
Braces Tee to outside wall



RSF Bracing options

Individual Item Description	Part Number	RRP inc GST
Ceiling Support Brace	RSF6-CS	\$99.00
	RSF8-CS	\$99.00
	RSF10-CS	\$140.00
	RSFPPF-CS	\$99.00
Roof Bracing Kit <i>with arms</i>	RSF6-RB	\$99.00
	RSF8-RB	\$99.00
	RSF10-RB	\$140.00
	RSFPPF-RB	\$99.00
Adjustable Wall Brace	RSF6-WB	\$99.00
	RSF8-WB	\$99.00
	RSFPPF-WB	\$99.00
RSF Tee Bracket	RSF6-TWB	\$160.00
	RSFPPF-TWB	\$160.00

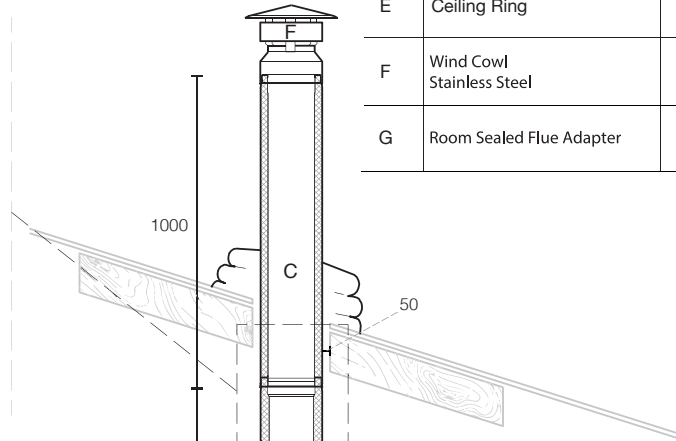
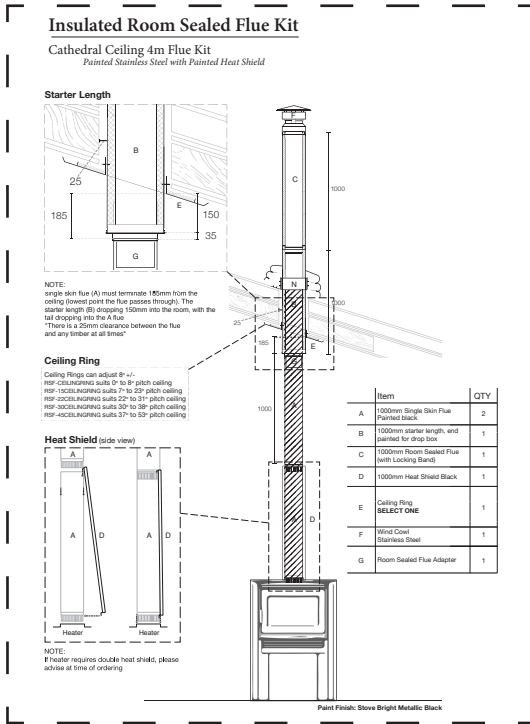
# Insulated Room Sealed Flue Kit

## Standard Ceiling 4m Flue Kit

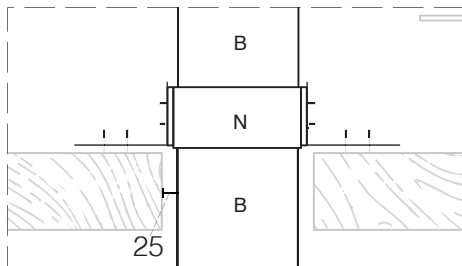
Painted Stainless Steel with Painted Heat Shield

## Standard Flue Kit

Item	QTY	
A	1000mm Single skin flue Painted black	2
B	1000mm starter length, end painted for drop box	1
C	1000mm Room Sealed Flue (with Locking Band)	1
D	1000mm Heat Shield Black	1
E	Ceiling Ring	1
F	Wind Cowl Stainless Steel	1
G	Room Sealed Flue Adapter	1

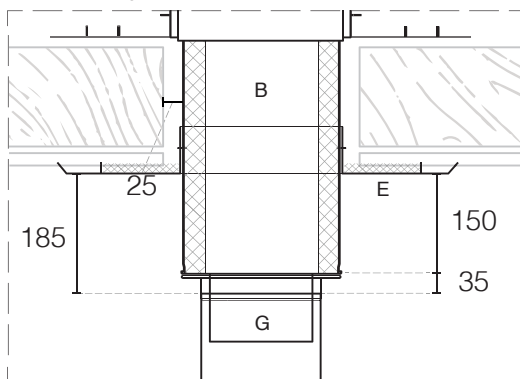


## Optional Support Brace

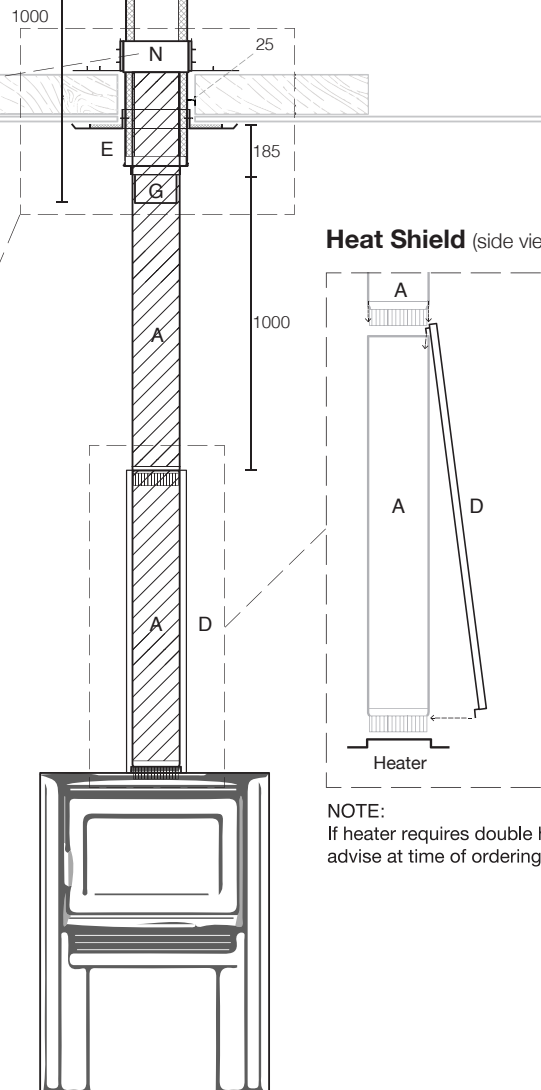


**NOTE:**  
The optional support brace (N) has the ability to adjust to any angle of adjacent roof beams  
\*There is a 25mm clearance between the flue and any timber at all times\*

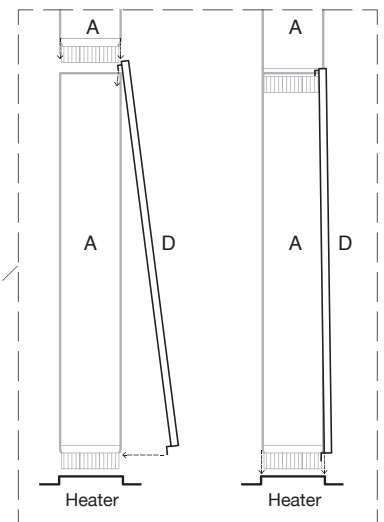
## Starter Length



**NOTE:**  
single skin flue (A) must terminate 185mm from the ceiling. The starter length (B) dropping 150mm into the room, with the tail dropping into the A flue  
\*There is a 25mm clearance between the flue and any timber at all times\*



## Heat Shield (side view)



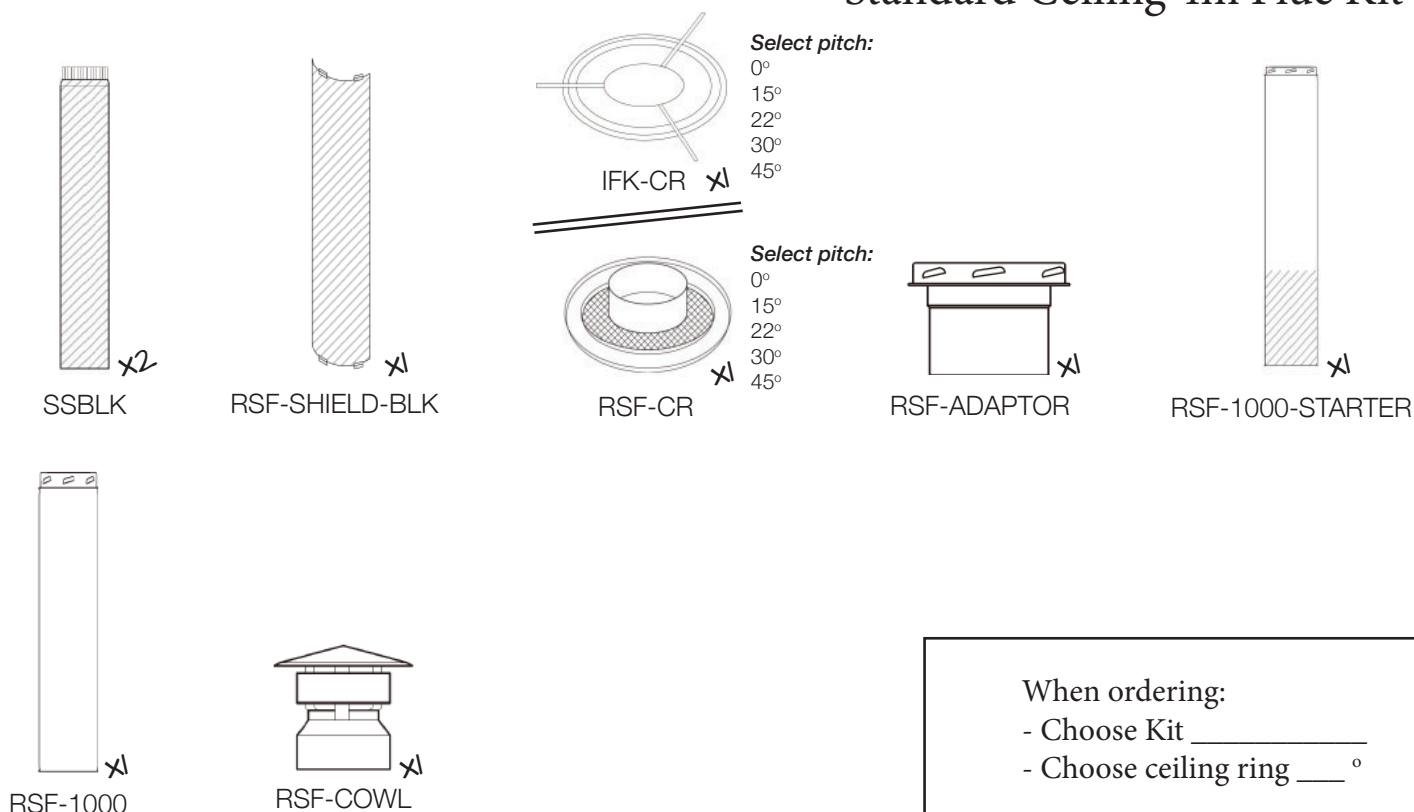
**NOTE:**  
If heater requires double heat shield, please advise at time of ordering



Paint Finish: Stove Bright Metallic Black

# Insulated Room Sealed Flue Kit

## Standard Ceiling 4m Flue Kit



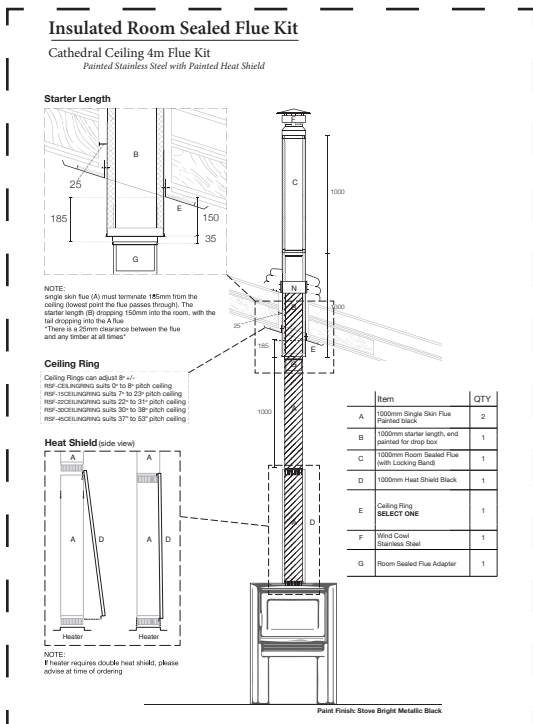
Description	Part Number	RRP inc GST
5" Standard Insulated Flue Kit	IFK5 FKSTANDARD	\$1,075.00
5" Standard Room Sealed Flue Kit	RSF5 FKSTANDARD	\$1,160.00
6" Standard Insulated Flue Kit - Heat Shield	IFK6 FKSTANDARD	\$1,095.00
6" Standard Room Sealed Flue Kit - Heat Shield	RSF6 FKSTANDARD	\$1,180.00
6" Standard Insulated Flue Kit - No Heat Shield	IFK6 FKSTANDARD-NHS	\$960.00
6" Standard Room Sealed Flue Kit - No Heat Shield	RSF6 FKSTANDARD-NHS	\$1,045.00
6" Standard Insulated Flue Kit - Double Heat Shield	IFK6 FKSTANDARD-DBLHS	\$1,150.00
6" Standard Room Sealed Flue Kit - Double Heat Shield	RSF6 FKSTANDARD-DBLHS	\$1,235.00
7" Standard Insulated Flue Kit	IFK7 FKSTANDARD	\$1,105.00
7" Standard Room Sealed Flue Kit	RSF7 FKSTANDARD	\$1,190.00
8" Standard Insulated Flue Kit	IFK8 FKSTANDARD	\$1,200.00
8" Standard Room Sealed Flue Kit	RSF8 FKSTANDARD	\$1,335.00
9" Standard Insulated Flue Kit	IFK9 FKSTANDARD	\$1,210.00
9" Standard Room Sealed Flue Kit	RSF9 FKSTANDARD	\$1,345.00
10" Standard Insulated Flue Kit (heat shield n/a)	IFK10 FKSTANDARD	\$1,590.00
10" Standard Room Sealed Flue Kit (heat shield n/a)	RSF10 FKSTANDARD	\$1,795.00

Note: Pricing includes ceiling ring

# Insulated Room Sealed Flue Kit

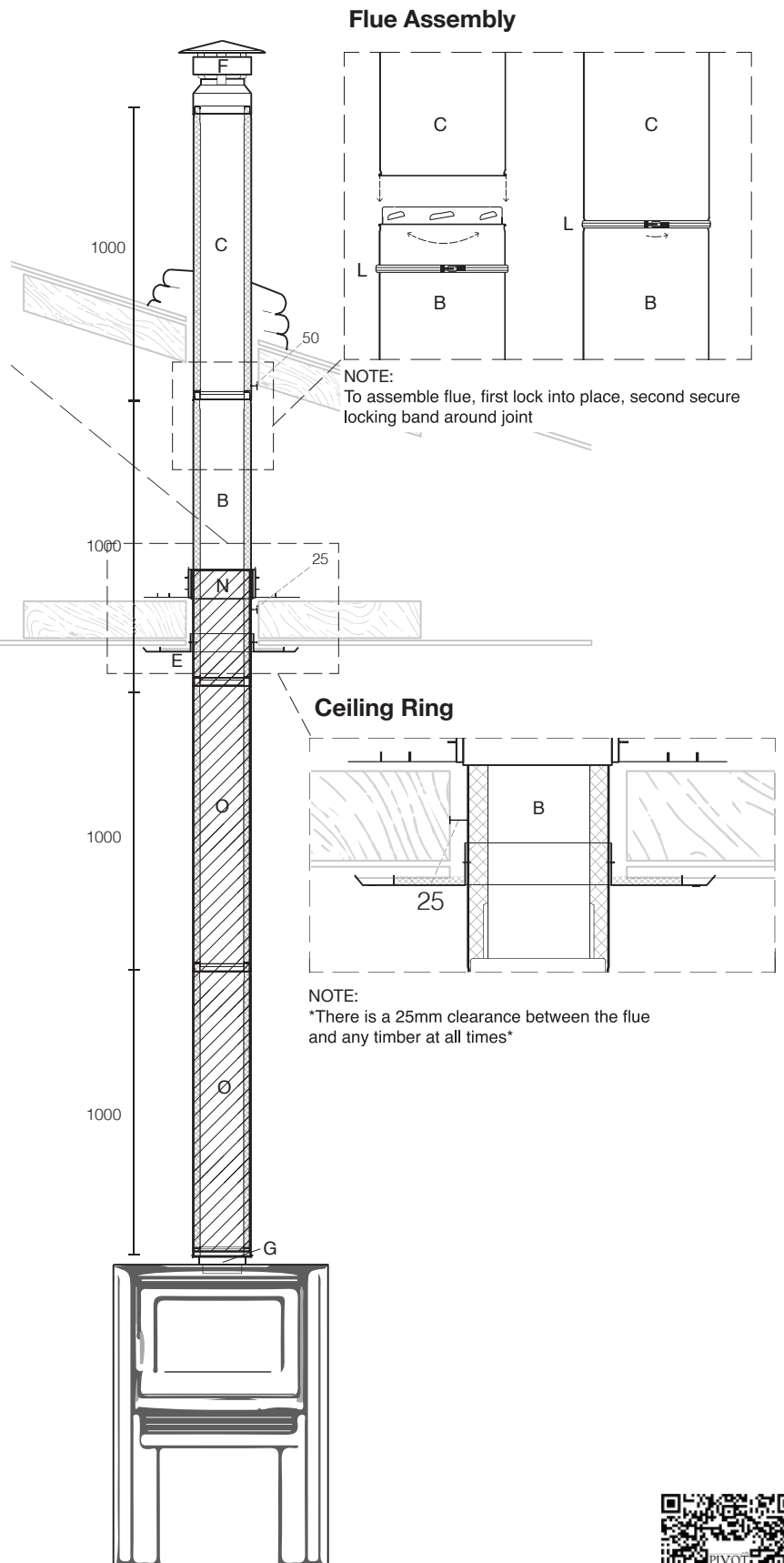
## Fully Sealed 4m Flue Kit

Painted Insulated RSF from the heater  
Stainless Steel RSF outside the home



## Fully Sealed Flue Kit

Item	Qty
O	2
B	1
C	1
E	1
F	1
G	1

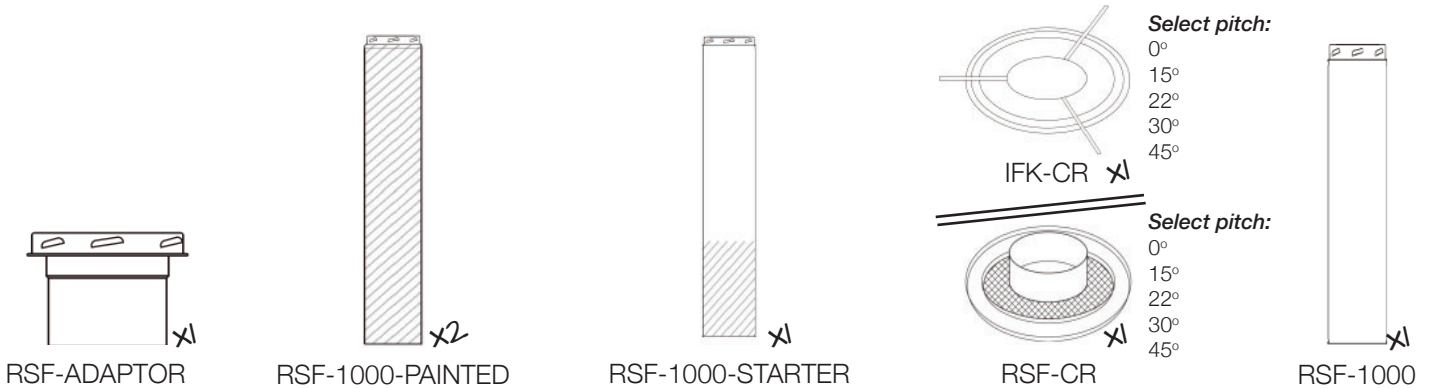


Paint Finish: Stove Bright Metallic Black



**MOST POPULAR**

**Insulated Room Sealed Flue Kit  
Fully Sealed 4m Flue Kit**



When ordering:  
 - Choose Kit \_\_\_\_\_  
 - Choose ceiling ring \_\_\_\_ °

Description	Part Number	RRP inc GST	
5" Fully Insulated Flue Kit	IFK5 FKFULLYINSULATED	\$1,060.00	
5" Fully Room Sealed Flue Kit	RSF5 FKFULLYINSULATED	\$1,195.00	
<b>6" Fully Insulated Flue Kit</b>	<b>IFK6 FKFULLYINSULATED</b>	<b>\$1,060.00</b>	<b>RSF6</b>
<b>6" Fully Room Sealed Flue Kit</b>	<b>RSF6 FKFULLYINSULATED</b>	<b>\$1,195.00</b>	
<b>6" Fully Room Sealed Flue Kit - Full Black</b>	<b>RSF6 FKFULLYINSULATEDBLK</b>	<b>\$1,245.00</b>	
7" Fully Insulated Flue Kit	IFK7 FKFULLYINSULATED	\$1,070.00	
7" Fully Room Sealed Flue Kit	RSF7 FKFULLYINSULATED	\$1,205.00	
8" Fully Insulated Flue Kit	IFK8 FKFULLYINSULATED	\$1,340.00	<b>RSF8</b>
8" Fully Room Sealed Flue Kit	RSF8 FKFULLYINSULATED	\$1,475.00	
9" Fully Insulated Flue Kit	IFK9 FKFULLYINSULATED	\$1,350.00	<b>RSF9</b>
9" Fully Room Sealed Flue Kit	RSF9 FKFULLYINSULATED	\$1,485.00	
10" Fully Insulated Flue Kit	IFK10 FKFULLYINSULATED	\$1,940.00	<b>RSF10</b>
10" Fully Room Sealed Flue Kit	RSF10 FKFULLYINSULATED	\$2,075.00	

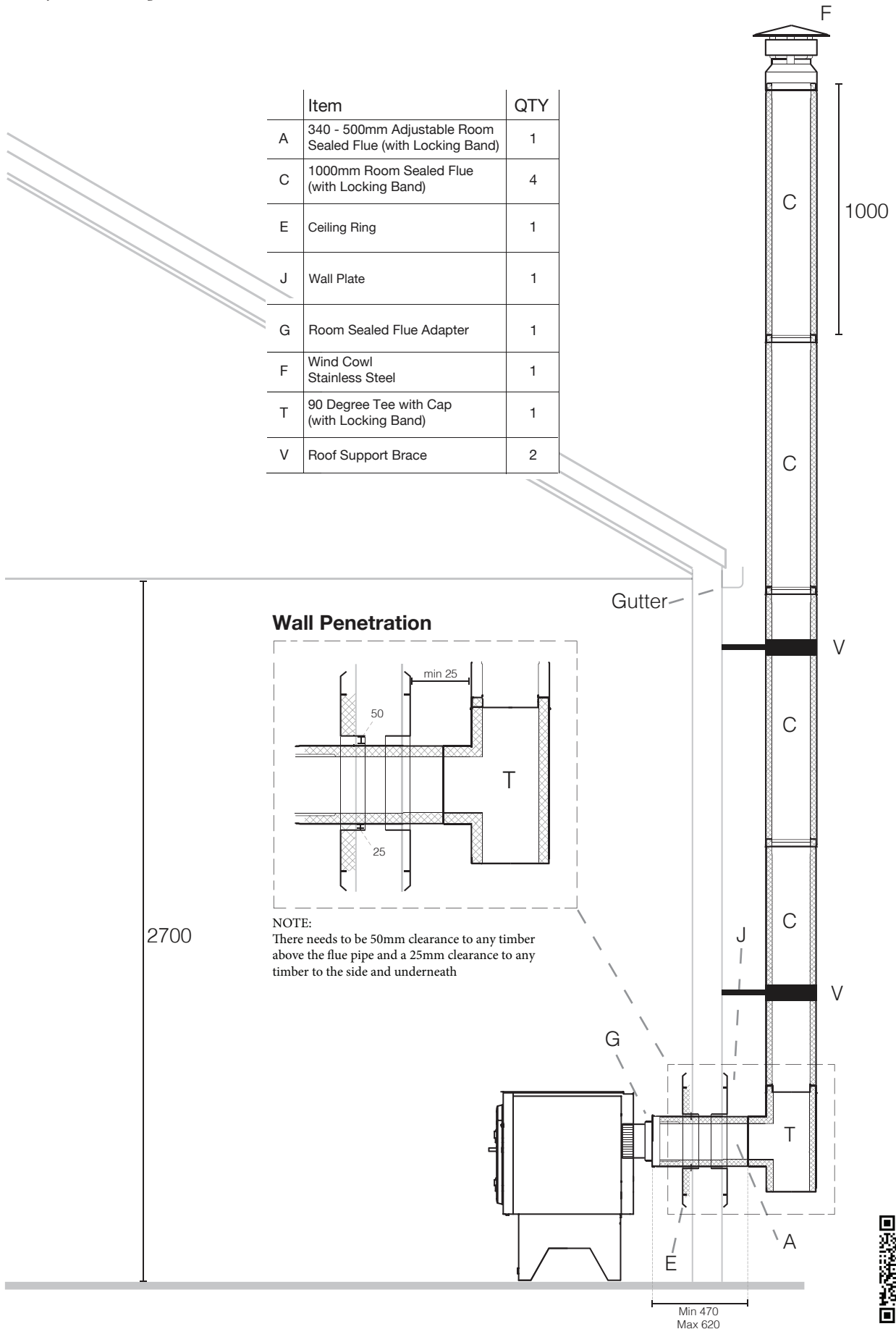
Note: Pricing includes ceiling ring

# Insulated Room Sealed Flue Kit

## Rear Flue Kit

*Stainless Steel RSF outside the home  
Adjustable wall penetration*

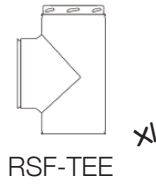
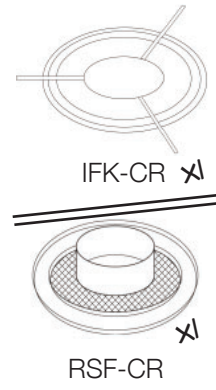
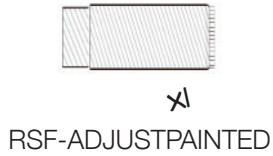
Item	QTY	
A	340 - 500mm Adjustable Room Sealed Flue (with Locking Band)	1
C	1000mm Room Sealed Flue (with Locking Band)	4
E	Ceiling Ring	1
J	Wall Plate	1
G	Room Sealed Flue Adapter	1
F	Wind Cowl Stainless Steel	1
T	90 Degree Tee with Cap (with Locking Band)	1
V	Roof Support Brace	2





# Insulated Room Sealed Flue Kit

## Rear 4m Flue Kit



Description	Part Number	RRP inc GST
5" Rear Insulated Flue Kit	IFK5 FKREAR	\$1,703.00
5" Rear Room Sealed Flue Kit	RSF5 FKREAR	\$1,798.00
<b>6" Rear Insulated Flue Kit</b>	<b>IFK6 FKREAR</b>	<b>\$1,713.00</b>
<b>6" Rear Room Sealed Flue Kit</b>	<b>RSF6 FKREAR</b>	<b>\$1,798.00</b>
7" Rear Insulated Flue Kit	IFK7 FKREAR	\$1,723.00
7" Rear Room Sealed Flue Kit	RSF7 FKREAR	\$1,808.00
8" Rear Insulated Flue Kit	IFK8 FKREAR	\$2,243.00
8" Rear Room Sealed Flue Kit	RSF8 FKREAR	\$2,328.00
9" Rear Insulated Flue Kit	IFK9 FKREAR	\$2,258.00
9" Rear Room Sealed Flue Kit	RSF9 FKREAR	\$2,338.00

Note: Pricing includes ceiling ring

### Optional

Adjustable Wall Brace	RSF6-WB	\$99.00
	RSF8-WB	\$99.00
Tee Bracket	RSF6-TWB	\$160.00

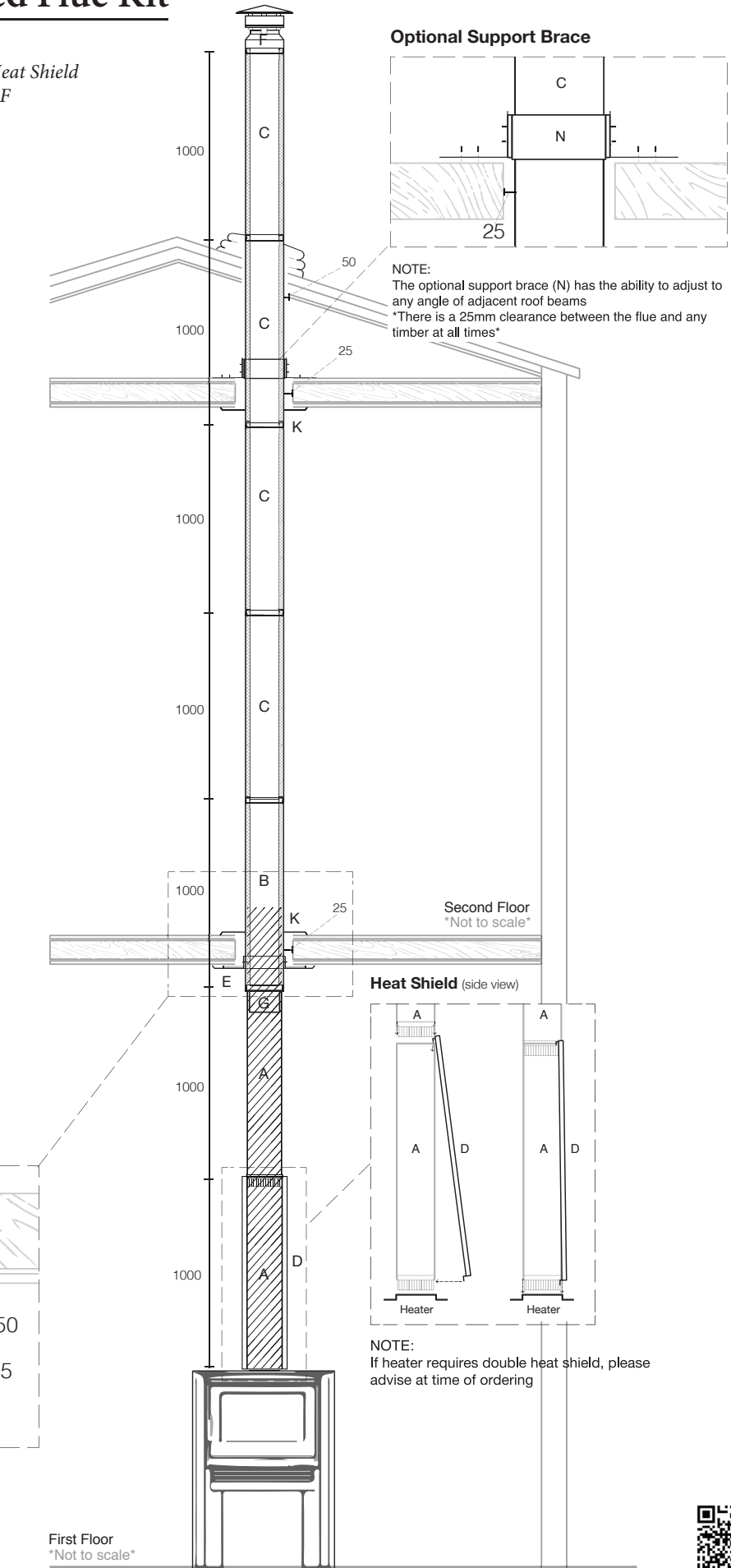
# Insulated Room Sealed Flue Kit

## 2 Story Floor Penetration Kit

First Floor Painted Stainless with Heat Shield  
Second Floor Stainless Insulated RSF

## 2 Story Floor Penetration Kit

Item	QTY	
A	1000mm Single skin flue Painted Black	2
B	1000mm starter length, end painted for drop box	1
C	1000mm Room Sealed Flue (with Locking Band)	4
D	1000mm Heat Shield Black	1
E	RSF Ceiling Ring	1
K	Floor Ceiling Ring, Painted	2
F	Wind Cowl Stainless Steel	1
G	Room Sealed Flue Adapter	1



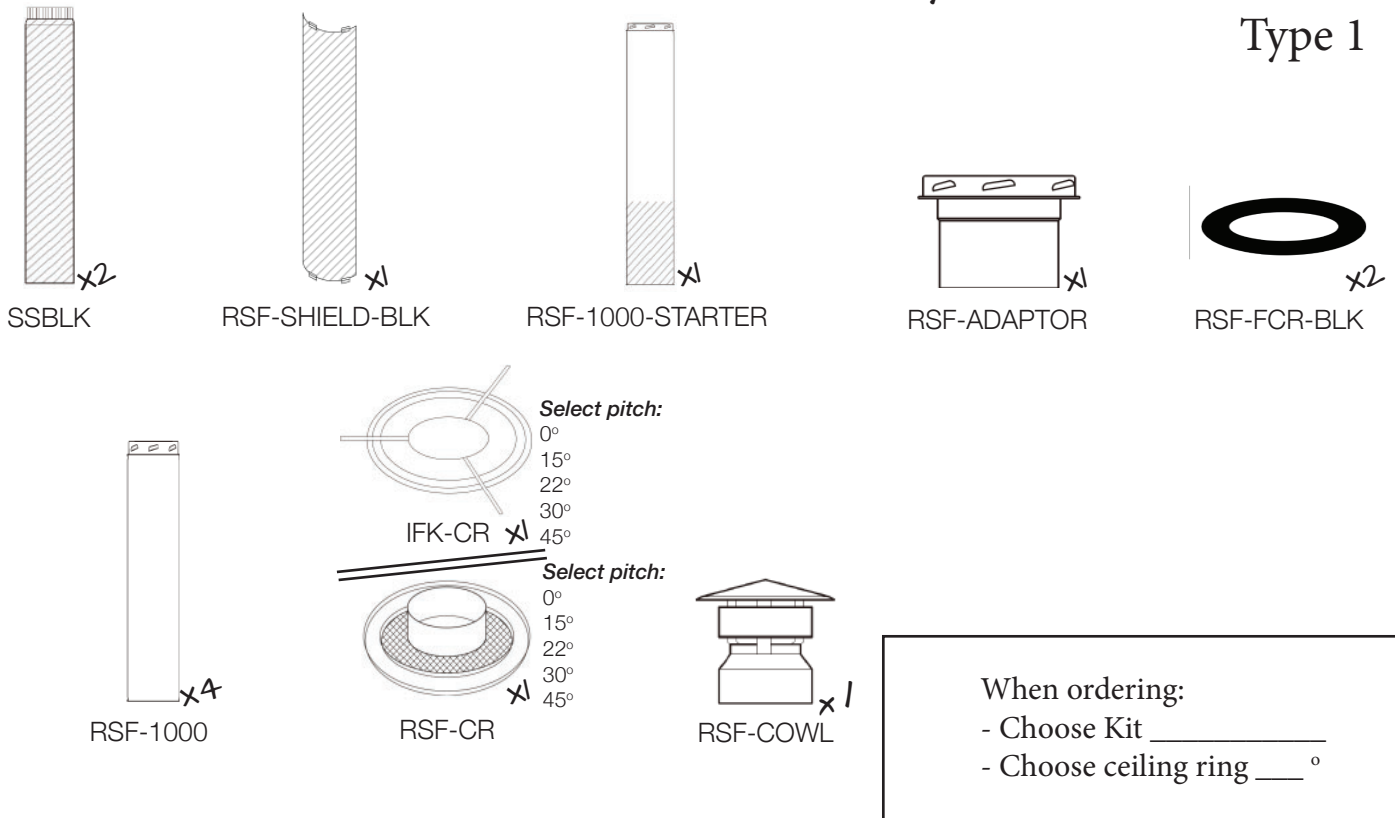
**NOTE:**  
single skin flue (A) must terminate 185mm from the ceiling. The starter length (B) dropping 150mm into the room, with the tail dropping into the A flue  
\*There is a 25mm clearance between the flue and any timber at all times\*



# Insulated Room Sealed Flue Kit

## 2 Story Floor Penetration Kit

### Type 1



Description	Part Number	RRP inc GST
5" 2 Story Floor Pen Insulated Flue Kit: Type 1	IFK5 FK2STORYT1	\$1,865.00
5" 2 Story Floor Pen Room Sealed Flue Kit: Type 1	RSF5 FK2STORYT1	\$1,950.00
6" 2 Story Floor Pen Insulated Flue Kit: Type 1	IFK6 FK2STORYT1	\$1,865.00
6" 2 Story Floor Pen Room Sealed Flue Kit: Type 1	RSF6 FK2STORYT1	\$1,950.00
7" 2 Story Floor Pen Insulated Flue Kit: Type 1	IFK7 FK2STORYT1	\$1,875.00
7" 2 Story Floor Pen Room Sealed Flue Kit: Type 1	RSF7 FK2STORYT1	\$1,960.00
8" 2 Story Floor Pen Insulated Flue Kit: Type 1	IFK8 FK2STORYT1	\$2,265.00
8" 2 Story Floor Pen Room Sealed Flue Kit: Type 1	RSF8 FK2STORYT1	\$2,400.00

Note: Pricing includes ceiling ring

# Insulated Room Sealed Flue Kit

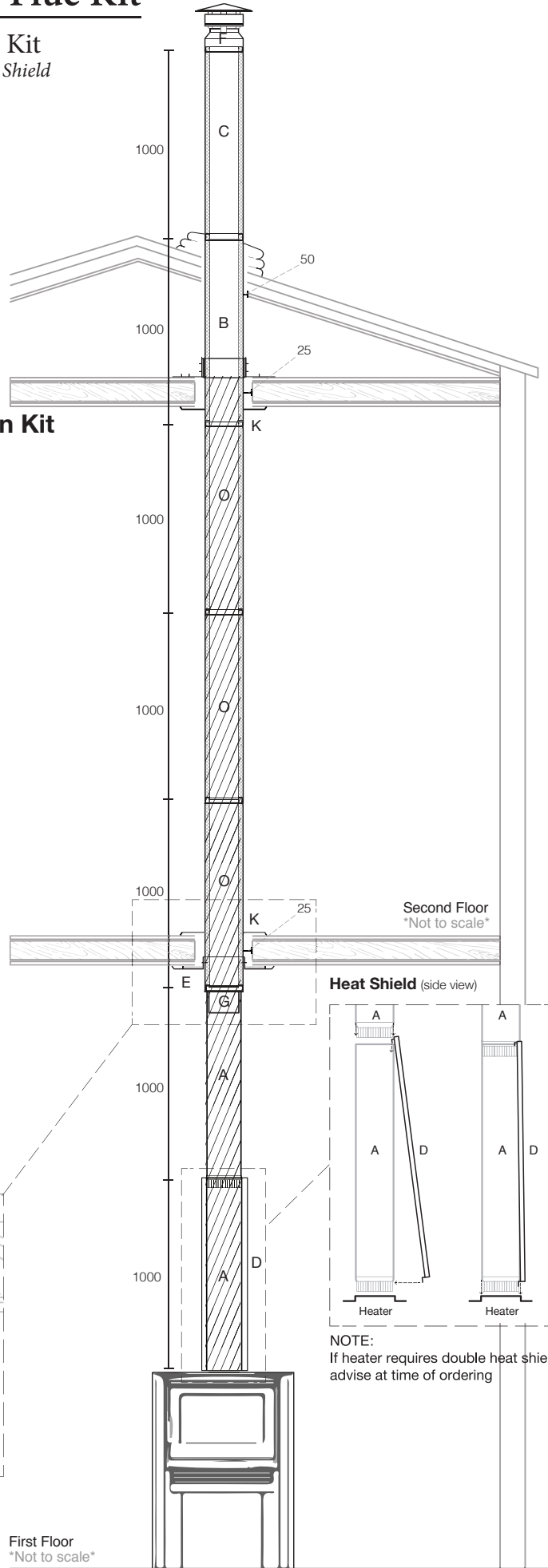
## 2 Story Painted Floor Penetration Kit

First Floor Painted Stainless with Heat Shield

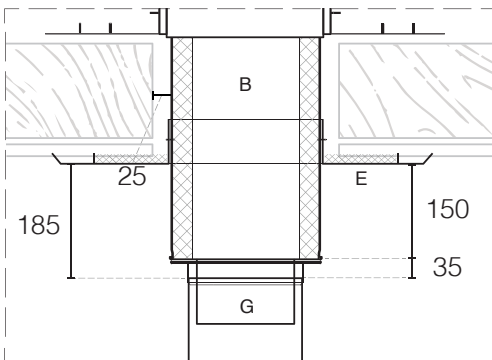
Second Floor Painted Insulated RSF

## 2 Story Painted Floor Penetration Kit

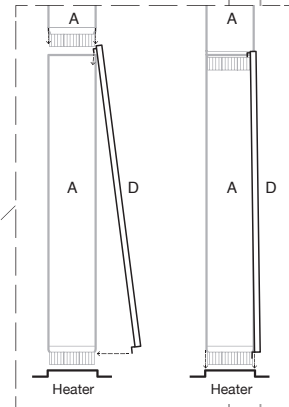
	Item	QTY
A	1000mm Single skin flue Painted Black	2
B	1000mm starter length, end painted for drop box	1
C	1000mm Room Sealed Flue (with Locking Band)	1
O	1000mm RSF, painted black (with Locking Band)	3
D	100mm Heat Shield Black	1
E	RSF Ceiling Ring	1
K	Floor Plate	2
F	Wind Cowl Stainless Steel	1
G	Room Sealed Flue Adapter	1



### Starter Length



NOTE:  
single skin flue (A) must terminate 185mm from the ceiling. The starter length (B) dropping 150mm into the room, with the tail dropping into the A flue  
\*There is a 25mm clearance between the flue and any timber at all times\*



NOTE:  
If heater requires double heat shield, please advise at time of ordering

First Floor  
\*Not to scale\*

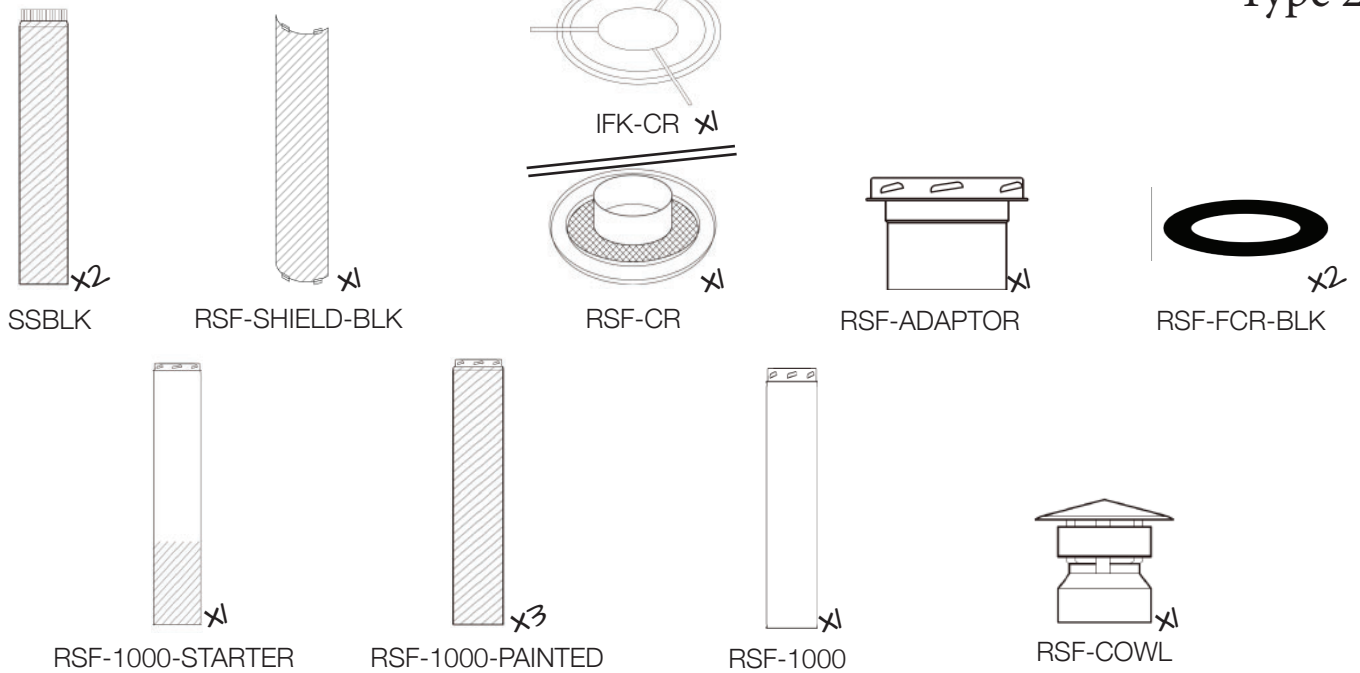
Paint Finish: Stove Bright Metallic Black



# Insulated Room Sealed Flue Kit

## 2 Story Painted Floor Penetration Kit

### Type 2



Description	Part Number	RRP inc GST
5" 2 Story Floor Pen Insulated Flue Kit: Type 2	IFK5 FK2STORYT2	\$1,945.00
5" 2 Story Floor Pen Room Sealed Flue Kit: Type 2	RSF5 FK2STORYT2	\$2,030.00
<b>6" 2 Story Floor Pen Insulated Flue Kit: Type 2</b>	<b>IFK6 FK2STORYT2</b>	<b>\$1,945.00</b>
<b>6" 2 Story Floor Pen Room Sealed Flue Kit: Type 2</b>	<b>RSF6 FK2STORYT2</b>	<b>\$2,030.00</b>
7" 2 Story Floor Pen Insulated Flue Kit: Type 2	IFK7 FK2STORYT2	\$1,915.00
7" 2 Story Floor Pen Room Sealed Flue Kit: Type 2	RSF7 FK2STORYT2	\$2,040.00
8" 2 Story Floor Pen Insulated Flue Kit: Type 2	IFK8 FK2STORYT2	\$2,345.00
8" 2 Story Floor Pen Room Sealed Flue Kit: Type 2	RSF8 FK2STORYT2	\$2,480.00

Note: Pricing includes ceiling ring

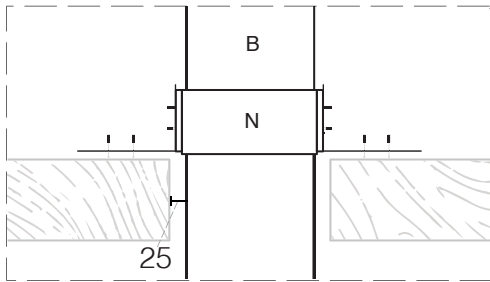
# Insulated Room Sealed Flue Kit

## 2 Story Fully Sealed Floor Penetration Kit

First Floor Painted Insulated RSF

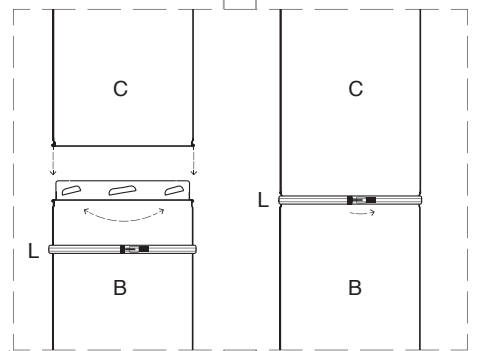
Second Floor Stainless Insulated RSF

### Optional Support Brace



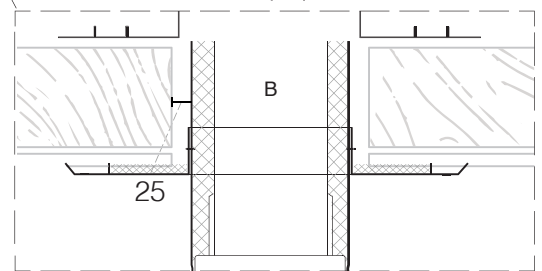
**NOTE:**  
The optional support brace (N) has the ability to adjust to any angle of adjacent roof beams  
\*There is a 25mm clearance between the flue and any timber at all times\*

### Flue Assembly



**NOTE:**  
To assemble flue, first lock into place, second secure locking band around joint

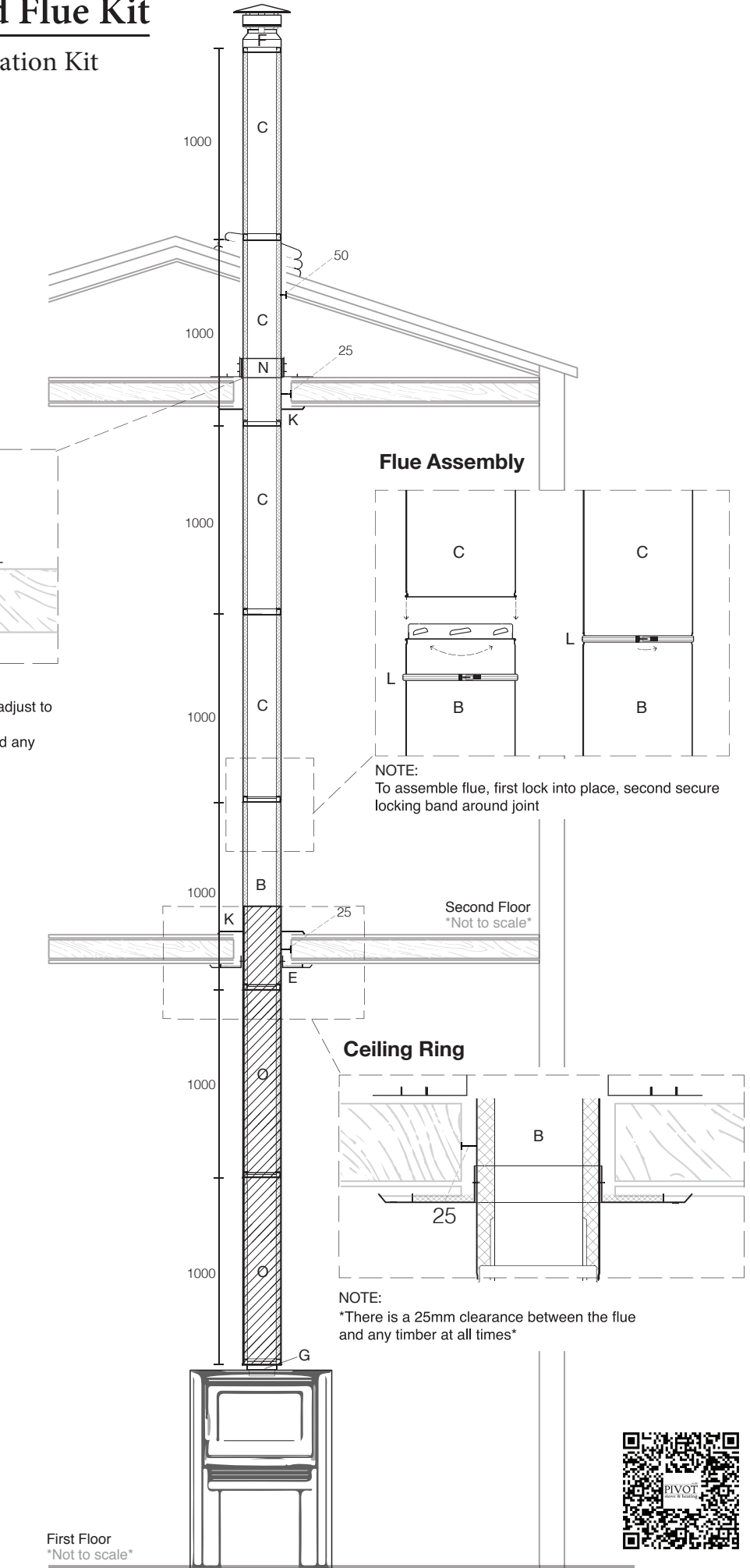
### Ceiling Ring



**NOTE:**  
\*There is a 25mm clearance between the flue and any timber at all times\*

### Fully Sealed Flue Kit

	Item	QTY
O	1000mm RSF, painted black (with Locking Band)	2
B	1000mm starter length, end painted for drop box	1
C	1000mm Room Sealed Flue (with Locking Band)	4
E	RSF Ceiling Ring	1
K	Floor Ceiling Ring, Painted	2
F	Wind Cowl Stainless Steel	1
G	Room Sealed Flue Adapter	1



First Floor  
\*Not to scale\*

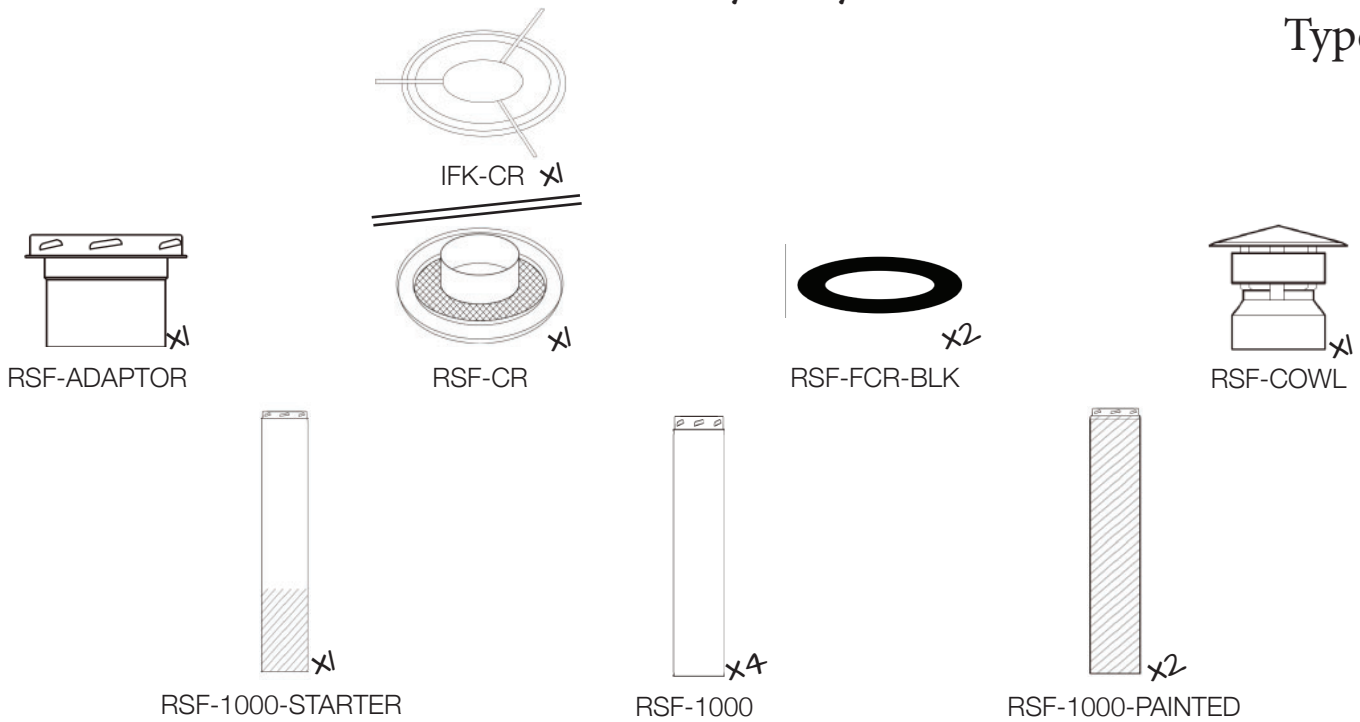
Paint Finish: Stove Bright Metallic Black



# Insulated Room Sealed Flue Kit

## 2 Story Fully Sealed Floor Penetration Kit

### Type 3



Description	Part Number	RRP inc GST
5" 2 Story Floor Pen Insulated Flue Kit: Type 3	IFK5 FK2STORYT3	\$1,890.00
5" 2 Story Floor Pen Room Sealed Flue Kit: Type 3	RSF5 FK2STORYT3	\$1,975.00
<b>6" 2 Story Floor Pen Insulated Flue Kit: Type 3</b>	<b>IFK6 FK2STORYT3</b>	<b>\$1,890.00</b>
<b>6" 2 Story Floor Pen Room Sealed Flue Kit: Type 3</b>	<b>RSF6 FK2STORYT3</b>	<b>\$1,975.00</b>
7" 2 Story Floor Pen Insulated Flue Kit: Type 3	IFK7 FK2STORYT3	\$1,900.00
7" 2 Story Floor Pen Room Sealed Flue Kit: Type 3	RSF7 FK2STORYT3	\$1,985.00
8" 2 Story Floor Pen Insulated Flue Kit: Type 3	IFK8 FK2STORYT3	\$2,230.00
8" 2 Story Floor Pen Room Sealed Flue Kit: Type 3	RSF8 FK2STORYT3	\$2,365.00
9" 2 Story Floor Pen Insulated Flue Kit: Type 3	IFK9 FK2STORYT3	\$2,240.00
9" 2 Story Floor Pen Room Sealed Flue Kit: Type 3	RSF9 FK2STORYT3	\$2,375.00
10" 2 Story Floor Pen Insulated Flue Kit: Type 3	IFK10 FK2STORYT3	\$3,000.00
10" 2 Story Floor Pen Room Sealed Flue Kit: Type 3	RSF10 FK2STORYT3	\$3,205.00

Note: Pricing includes ceiling ring

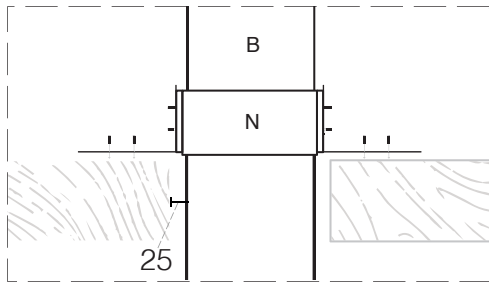
# Insulated Room Sealed Flue Kit

## 2 Story Fully Sealed Painted Floor Penetration Kit

First Floor Painted Insulated RSF

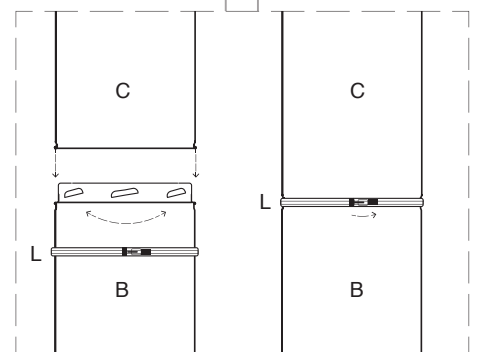
Second Floor Painted Insulated RSF

### Optional Support Brace



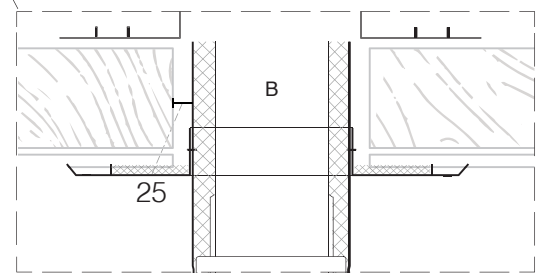
**NOTE:**  
The optional support brace (N) has the ability to adjust to any angle of adjacent roof beams  
\*There is a 25mm clearance between the flue and any timber at all times\*

### Flue Assembly



**NOTE:**  
To assemble flue, first lock into place, second secure locking band around joint

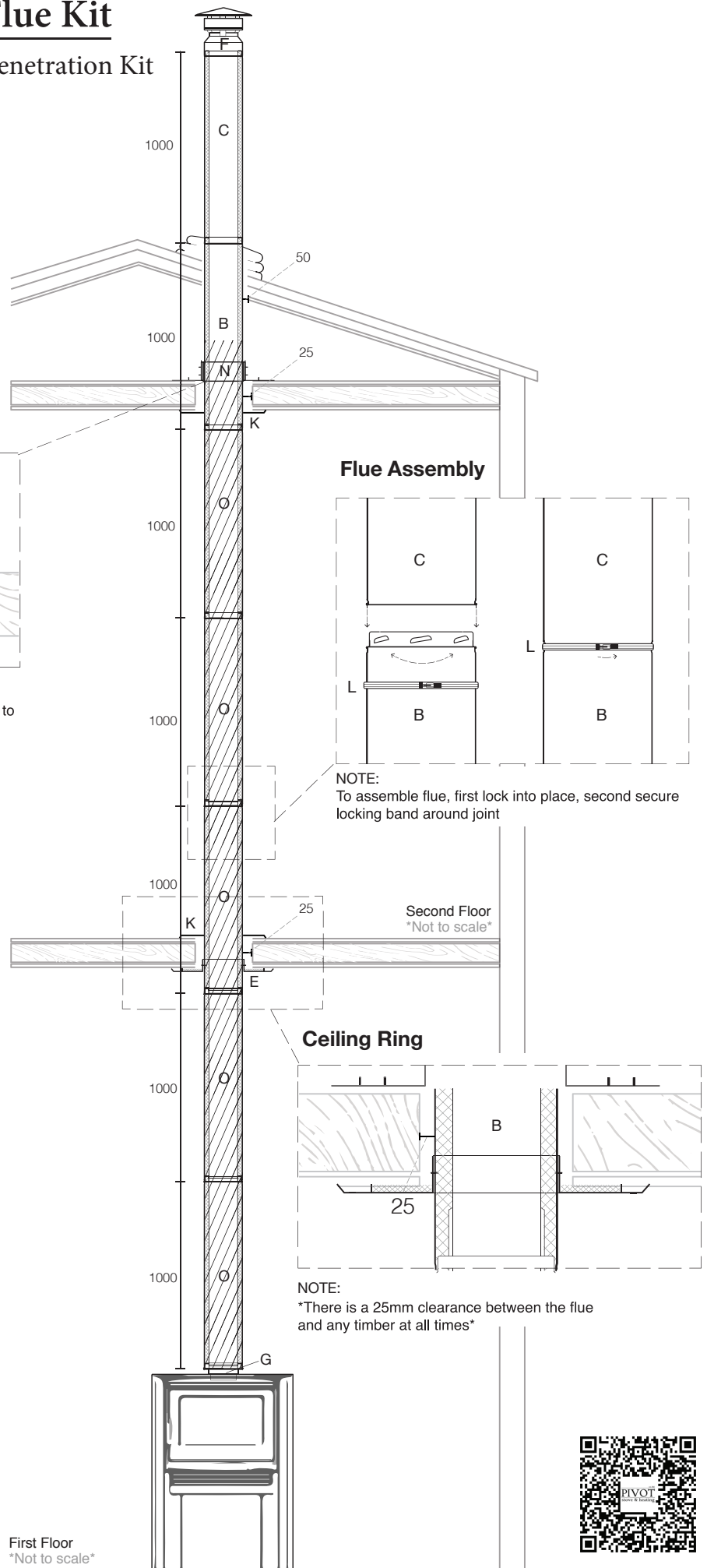
### Ceiling Ring



**NOTE:**  
\*There is a 25mm clearance between the flue and any timber at all times\*

### Fully Sealed Painted Flue Kit

Item	Item	QTY
O	1000mm RSF, painted black (with Locking Band)	5
B	1000mm starter length, end painted for drop box	1
C	1000mm Room Sealed Flue (with Locking Band)	1
E	RSF Ceiling Ring	1
K	Floor Ceiling Ring, Painted	2
F	Wind Cowl Stainless Steel	1
G	Room Sealed Flue Adapter	1



First Floor  
\*Not to scale\*

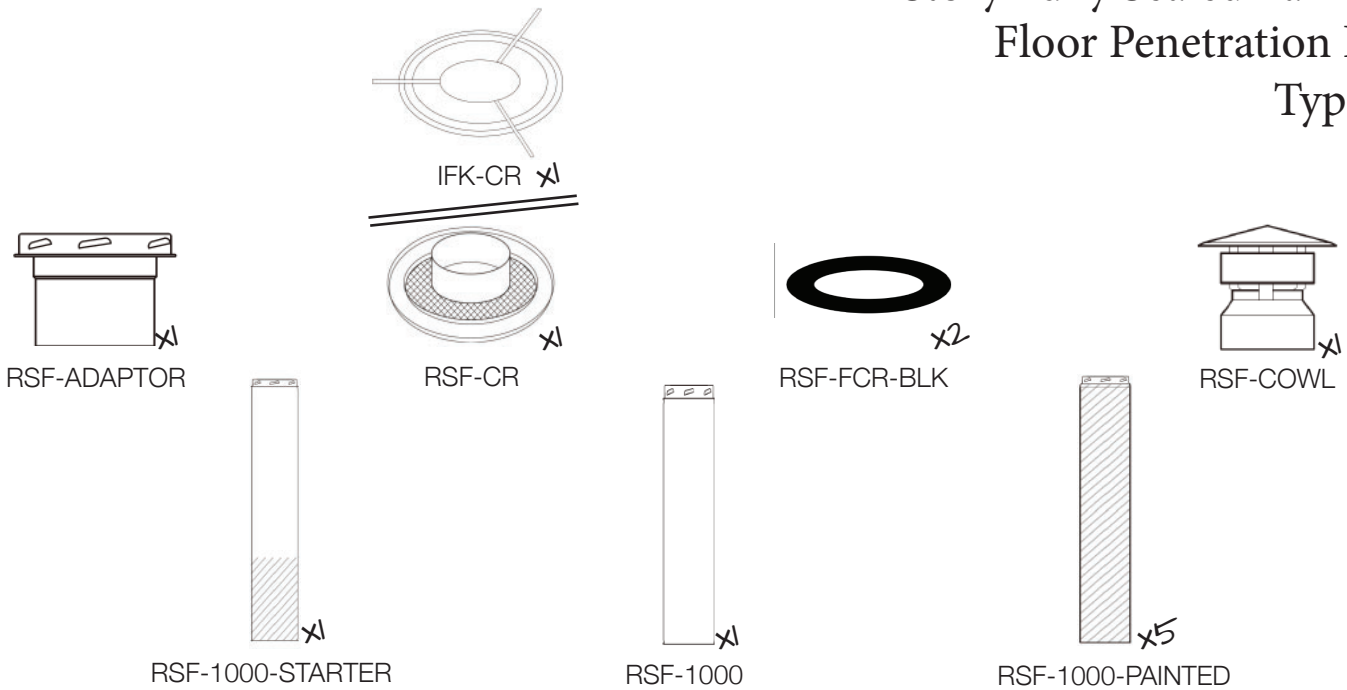
Paint Finish: Stove Bright Metallic Black





# Insulated Room Sealed Flue Kit

## 2 Story Fully Sealed Painted Floor Penetration Kit Type 4

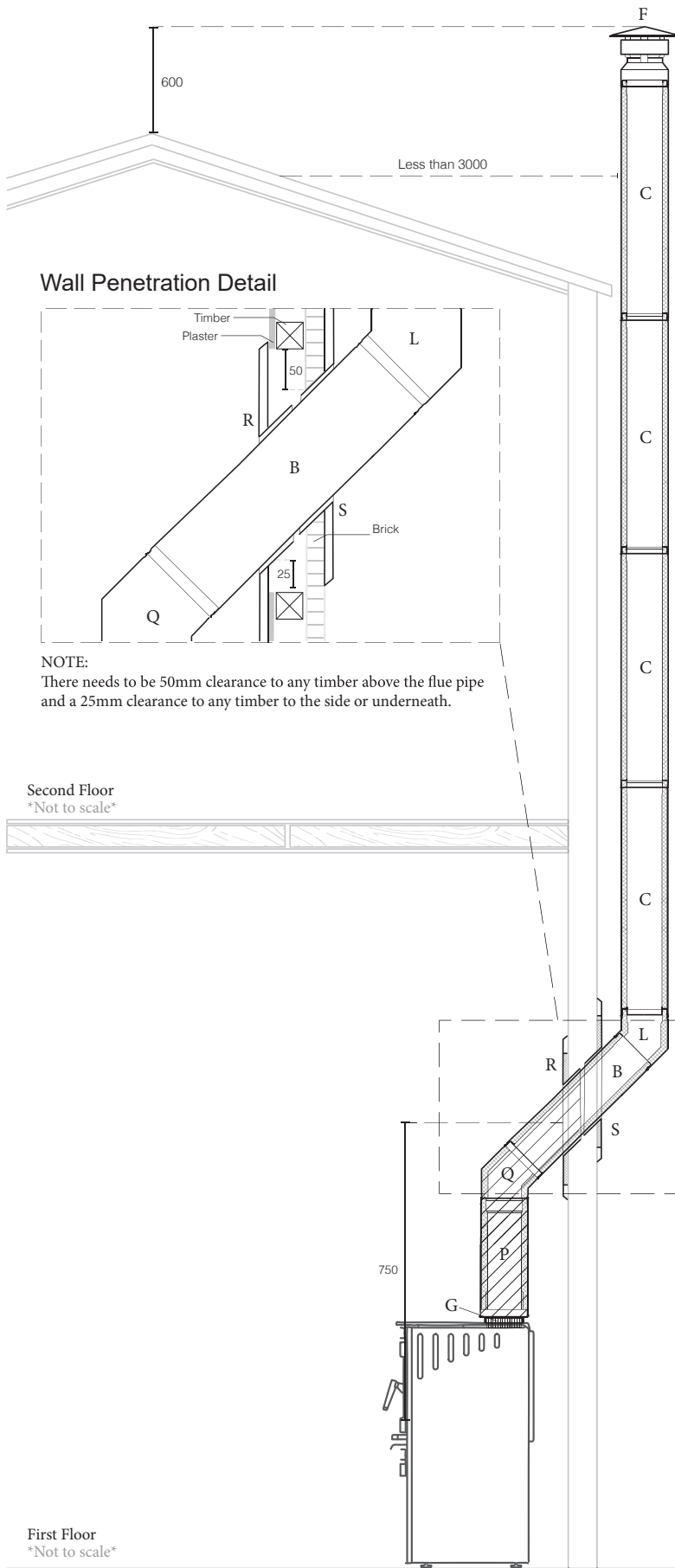


Description	Part Number	RRP inc GST	
5" 2 Story Floor Pen Insulated Flue Kit: Type 4	IFK5 FK2STORYT4	\$1,950.00	RSF6
5" 2 Story Floor Pen Room Sealed Flue Kit: Type 4	RSF5 FK2STORYT4	\$2,035.00	
<b>6" 2 Story Floor Pen Insulated Flue Kit: Type4</b>	<b>IFK6 FK2STORYT4</b>	<b>\$1,950.00</b>	RSF8
<b>6" 2 Story Floor Pen Room Sealed Flue Kit: Type4</b>	<b>RSF6 FK2STORYT4</b>	<b>\$2,035.00</b>	
7" 2 Story Floor Pen Insulated Flue Kit: Type 4	IFK7 FK2STORYT4	\$1,960.00	RSF8
7" 2 Story Floor Pen Room Sealed Flue Kit: Type 4	RSF7 FK2STORYT4	\$2,045.00	
8" 2 Story Floor Pen Insulated Flue Kit: Type 4	IFK8 FK2STORYT4	\$2,290.00	RSF8
8" 2 Story Floor Pen Room Sealed Flue Kit: Type 4	RSF8 FK2STORYT4	\$2,425.00	
9" 2 Story Floor Pen Insulated Flue Kit: Type 4	IFK9 FK2STORYT4	\$2,300.00	RSF10
9" 2 Story Floor Pen Room Sealed Flue Kit: Type 4	RSF9 FK2STORYT4	\$2,435.00	
10" 2 Story Floor Pen Insulated Flue Kit: Type 4	IFK10 FK2STORYT4	\$3,240.00	RSF10
10" 2 Story Floor Pen Room Sealed Flue Kit: Type 4	RSF10 FK2STORYT4	\$3,445.00	

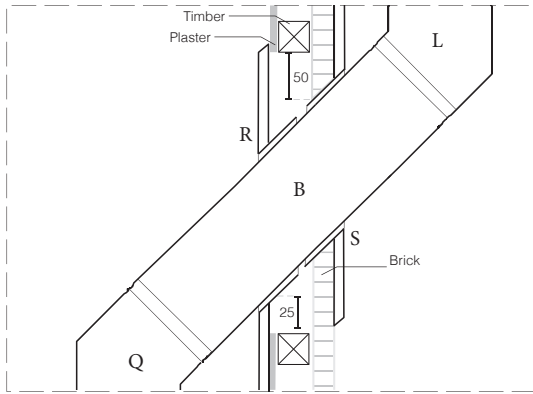
Note: Pricing includes ceiling ring

# Insulated Room Sealed Flue Kit

## 2 Story Wall Penetration Kit



### Wall Penetration Detail



NOTE:  
There needs to be 50mm clearance to any timber above the flue pipe and a 25mm clearance to any timber to the side or underneath.

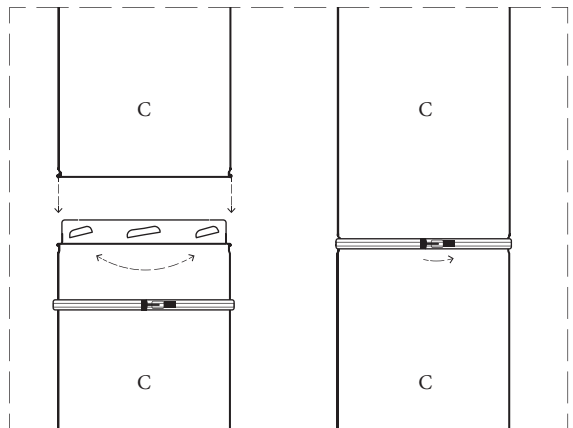
Second Floor  
\*Not to scale\*

First Floor  
\*Not to scale\*

## 2 Story Wall Penetration Kit

	Item	QTY
G	Room Sealed Flue Adapter Single to twin 150mm - 200mm	1
P	500mm painted length	1
B	1000mm starter length, end painted for drop box	1
C	1000mm Room Sealed Flue (with Locking Band)	4
L	45 Degree Bend with Locking Band	1
Q	45 Degree Bend Painted with Locking Band	1
R	45 Degree Wall Plate painted	1
S	45 Degree Wall Plate Gal	1
F	Wind Cowl Stainless Steel	1

### Flue Assembly



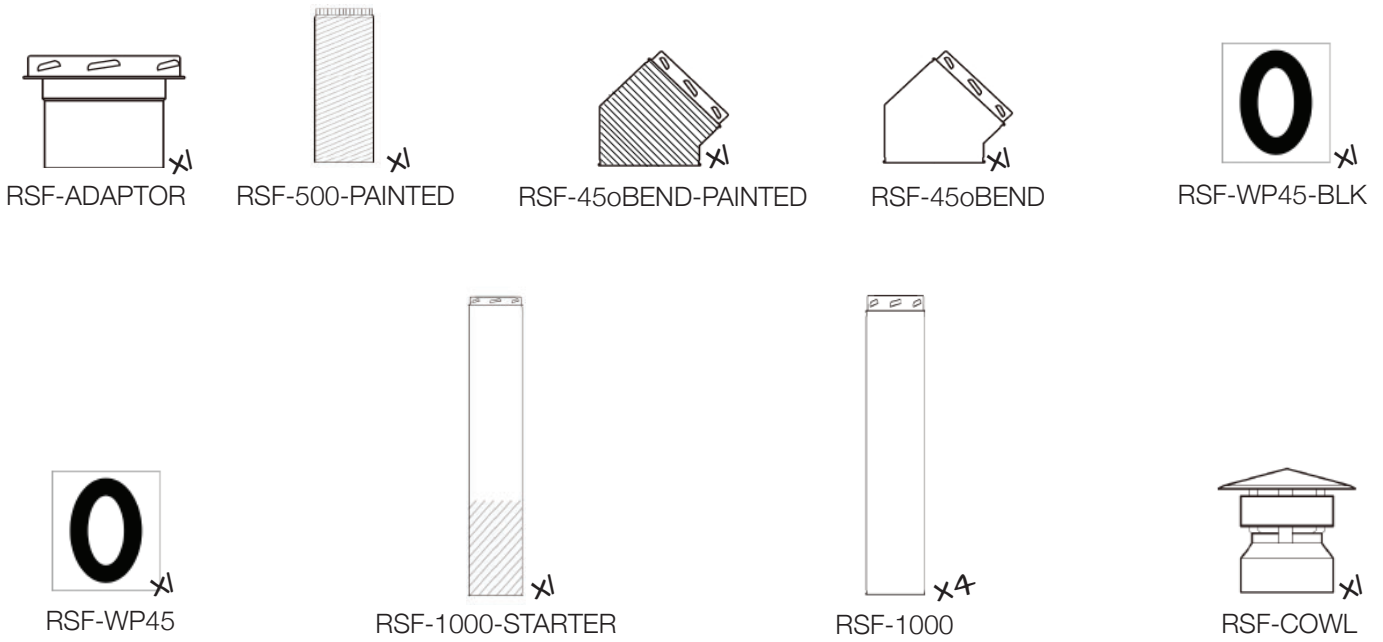
NOTE:  
To assemble flue, first lock into place, second secure locking band around joint



Paint Finish: Stove Bright Metallic Black

# Insulated Flue Kit

## 2 Story Wall Penetration Kit



Description	Part Number	RRP inc GST
5" 2 Story Wall Pen Flue Kit	IFK5 FKWALLPEN	\$1,793.00
<b>6" 2 Story Wall Pen Flue Kit</b>	<b>IFK6 FKWALLPEN</b>	<b>\$1,793.00</b>
7" 2 Story Wall Pen Flue Kit	IFK7 FKWALLPEN	\$1,803.00
8" 2 Story Wall Pen Flue Kit	IFK8 FKWALLPEN	\$2,183.00
9" 2 Story Wall Pen Flue Kit	IFK9 FKWALLPEN	\$2,193.00

RSF6

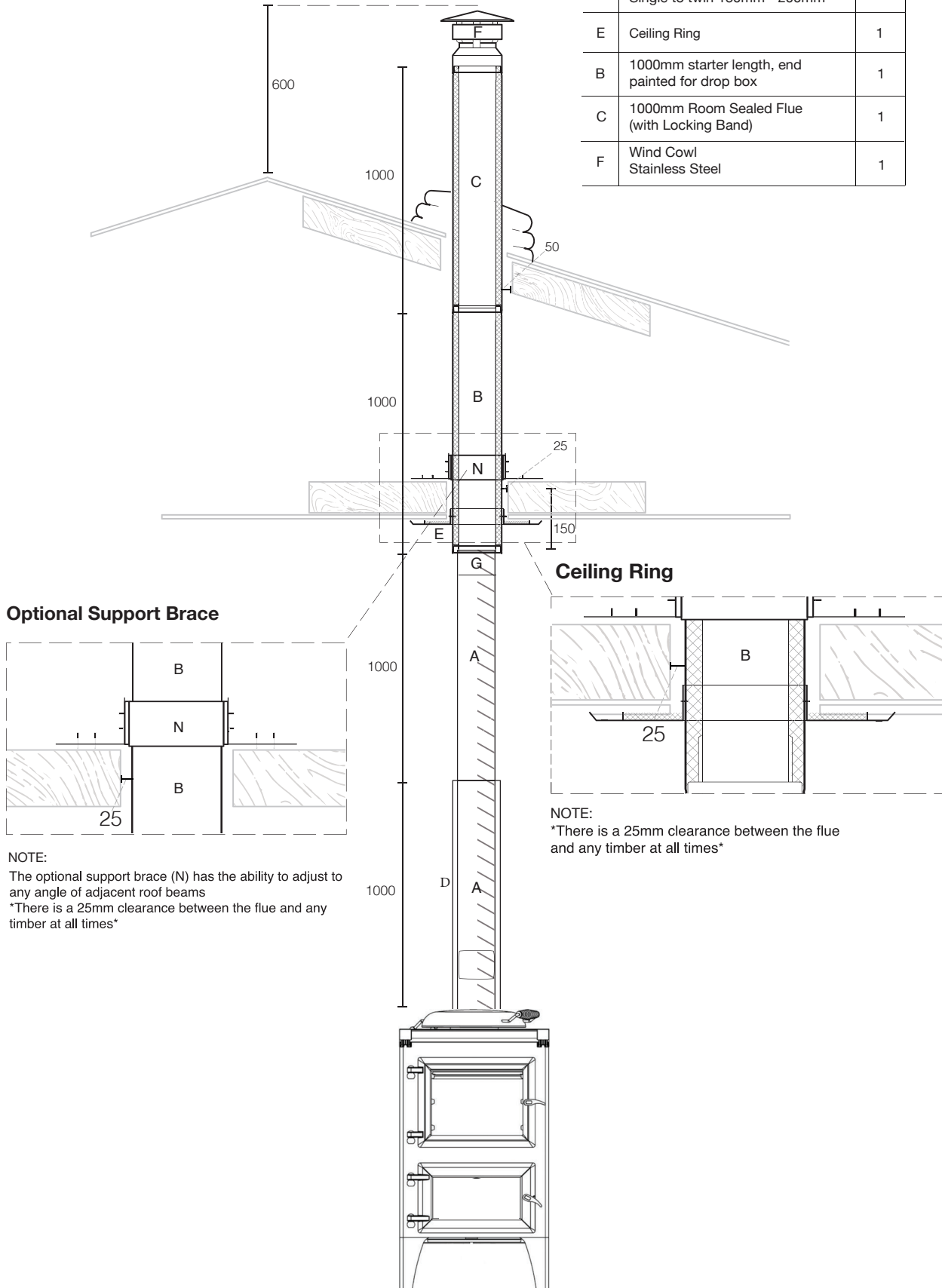
RSF8

# Insulated Room Sealed Flue Kit

## ESSE and Room Sealed Flue 4m Flue Kit

RSF FK6ESSE

Item	QTY	
A	150mm x 1,000mm Stainless Flue <i>with Access Door</i> Painted StoveBright Charcoal	1
B	150mm x 1,000 Stainless Steel Flue Painted StoveBright Charcoal	1
D	1,000mm Heat Shield	1
G	Room Sealed Flue Adapter Single to twin 150mm - 200mm	1
E	Ceiling Ring	1
B	1000mm starter length, end painted for drop box	1
C	1000mm Room Sealed Flue (with Locking Band)	1
F	Wind Cowl Stainless Steel	1

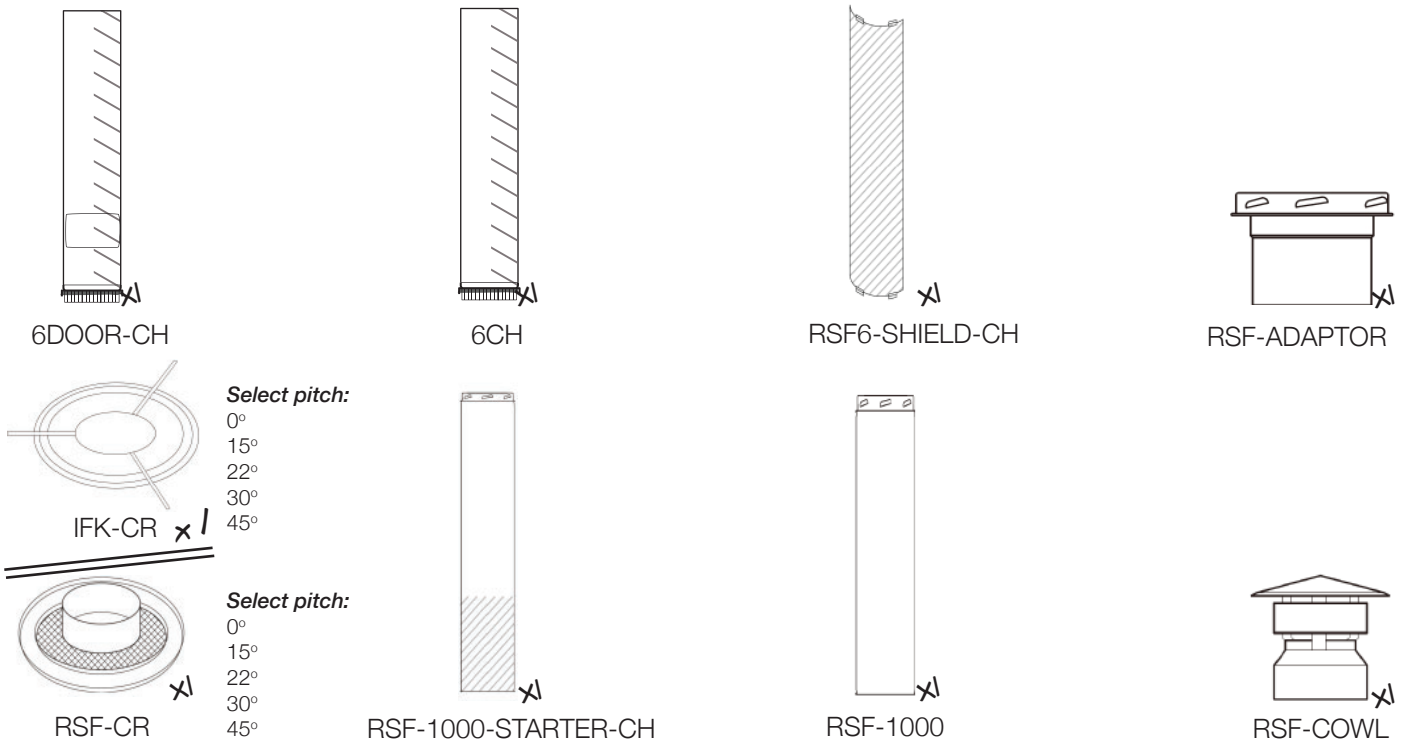


Paint Finish: Stove Bright Charcoal



# Insulated Room Sealed Flue Kit

## ESSE Room Seal Flue Kit



Description	Part Number	RRP inc GST
6" ESSE Insulated Flue Charcoal	IFK6 FKESSE-CH	\$1,185.00
<b>6" ESSE Room Sealed Flue Charcoal</b>	<b>RSF6 FKESSE-CH</b>	<b>\$1,270.00</b>
6" ESSE Insulated Flue Black	IFK6 FKESSE-BLK	\$1,185.00
<b>6" ESSE Room Sealed Flue Black</b>	<b>RSF6 FKESSE-BLK</b>	<b>\$1,270.00</b>

Note: Pricing includes ceiling ring

RSF6



# Insulated Flue Kit

## 5m Flue Kit for Cast Iron Fireplaces



Description	Part Number	RRP inc GST
8" Standard Insulated Flue Kit 8" flue pipe with 8" starter to 8" RSF	RSF8 FKCIINSERT	\$1,286.00
9" Standard Insulated Flue Kit 8" flue pipe with 9" starter to 8" RSF	RSF9 FKCIINSERT	\$1,296.00
10" Standard Insulated Flue Kit 10" flue pipe with 10" starter to 10" RSF	RSF10 FKCIINSERT	\$1,700.00

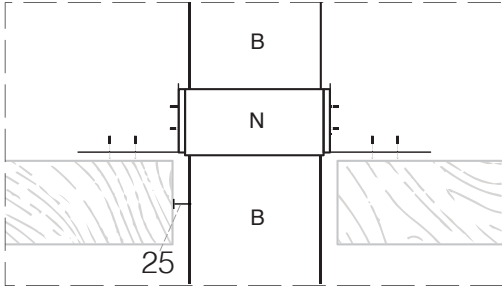
RSF8

RSF10

# Insulated Room Sealed Flue Kit

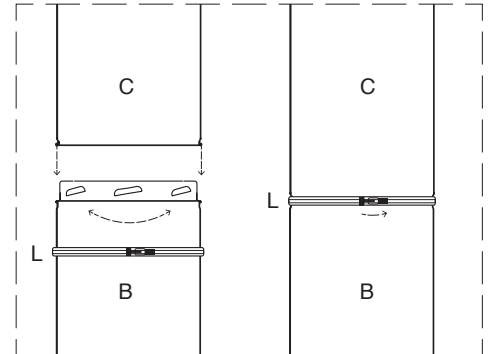
## Full Room Seal Flue Kit

### Optional Support Brace

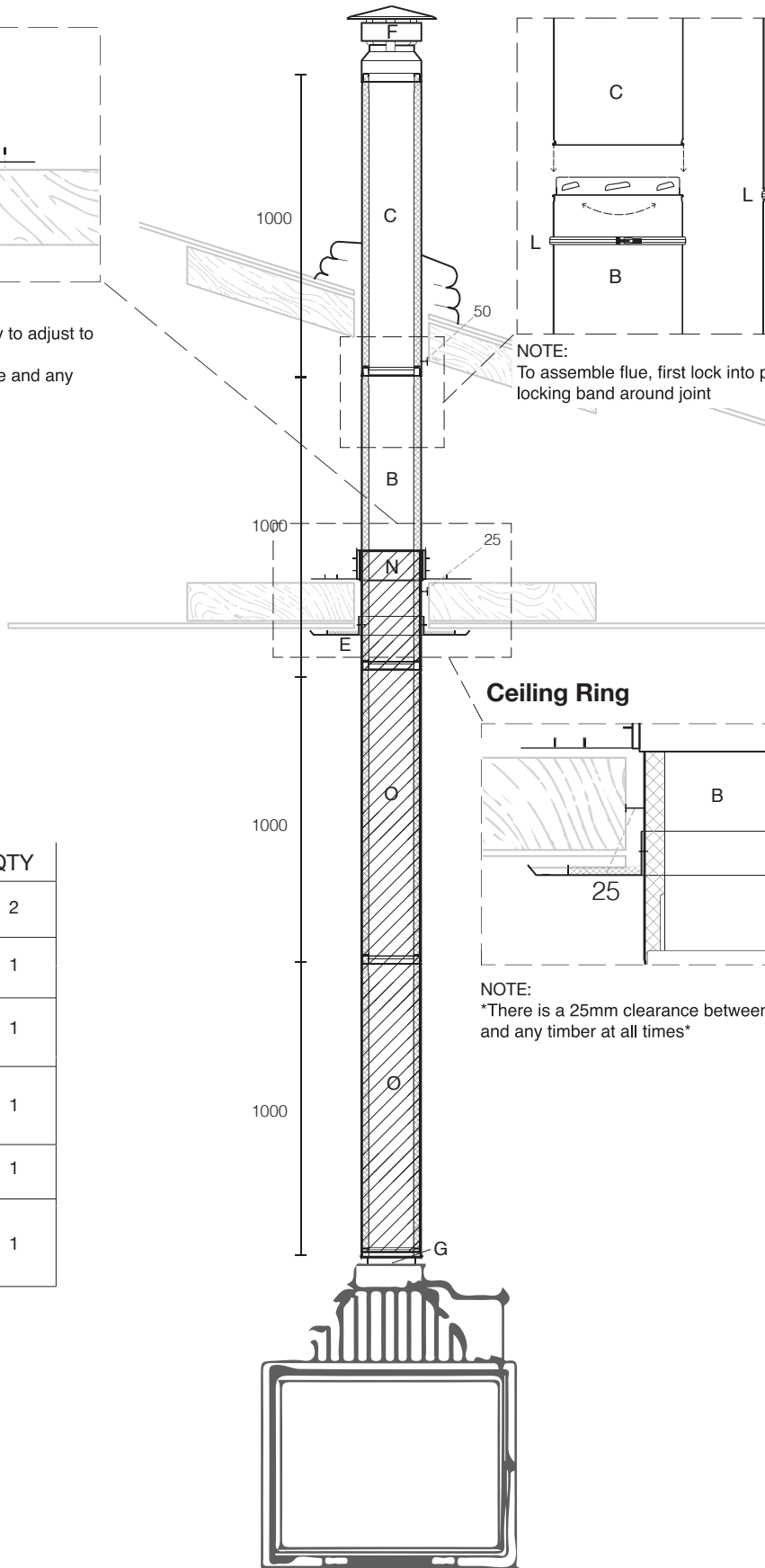


NOTE:  
The optional support brace (N) has the ability to adjust to any angle of adjacent roof beams  
\*There is a 25mm clearance between the flue and any timber at all times\*

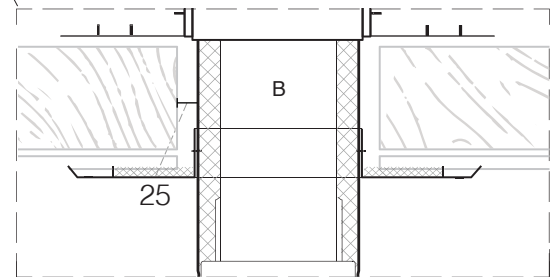
### Flue Assembly



NOTE:  
To assemble flue, first lock into place, second secure locking band around joint



### Ceiling Ring



NOTE:  
\*There is a 25mm clearance between the flue and any timber at all times\*

### Full Room Seal Flue Kit


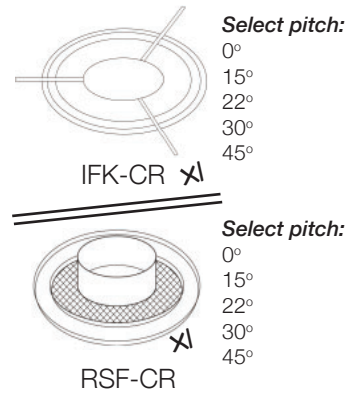

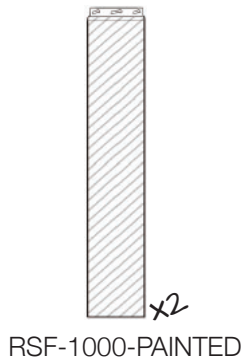
Item	QTY	
O	1000mm RSF, painted black (with Locking Band)	2
B	1000mm starter length, end painted for drop box	1
C	1000mm Room Sealed Flue (with Locking Band)	1
E	Ceiling Ring	1
F	Wind Cowl Stainless Steel	1
G	Room Sealed Flue Adapter	1





# Insulated Room Sealed Flue Kit

## Fully Sealed 4m Flue Kit



When ordering:  
 - Choose Kit \_\_\_\_\_  
 - Choose ceiling ring \_\_\_\_ °

Description	Part Number	RRP inc GST
8" Fully Insulated Flue Kit	IFK8 FKFULLYINSULATED	\$1,340.00
8" Fully Room Sealed Flue Kit	RSF8 FKFULLYINSULATED	\$1,475.00
9" Fully Insulated Flue Kit	IFK9 FKFULLYINSULATED	\$1,350.00
9" Fully Room Sealed Flue Kit	RSF9 FKFULLYINSULATED	\$1,485.00
10" Fully Insulated Flue Kit	IFK10 FKFULLYINSULATED	\$1,940.00
10" Fully Room Sealed Flue Kit	RSF10 FKFULLYINSULATED	\$2,075.00

RSF8

RSF10

Note: Pricing includes ceiling ring

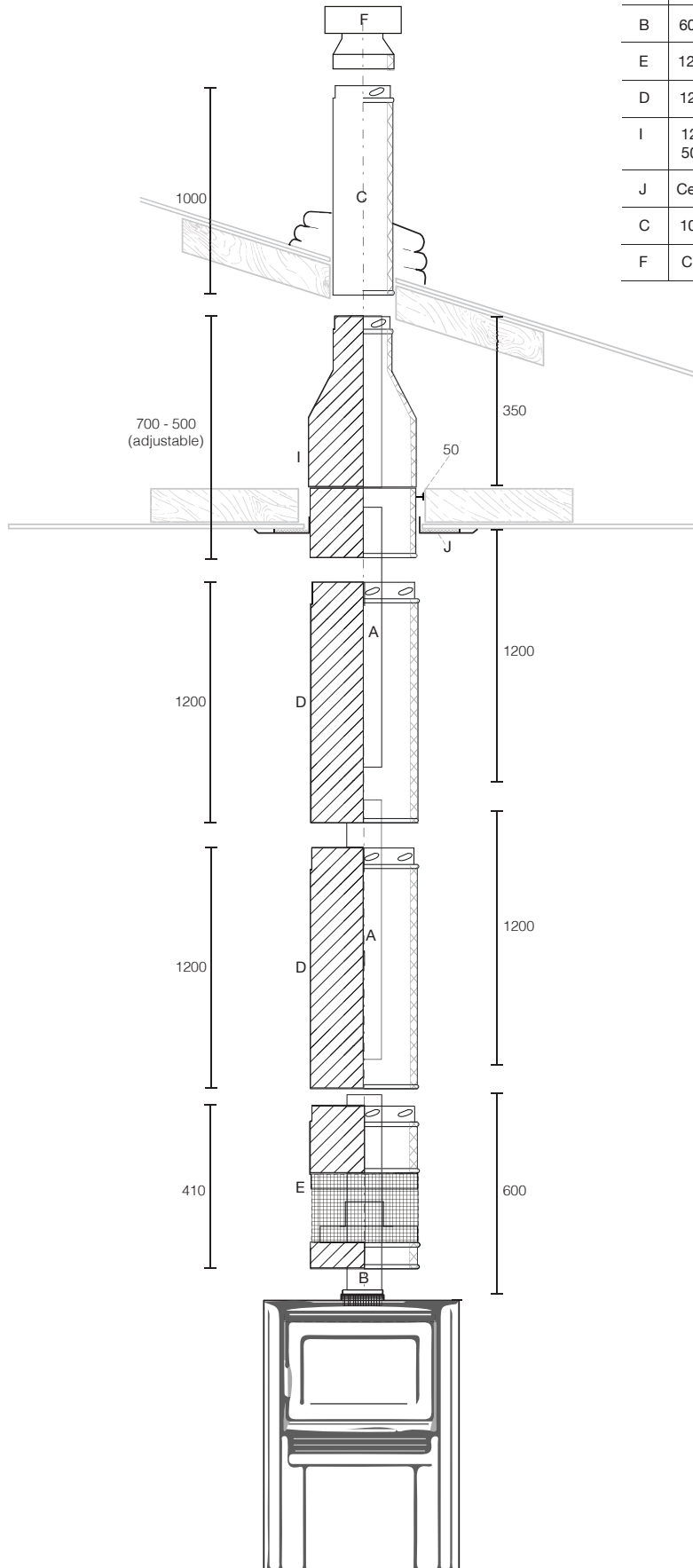
# Insulated Room Sealed Flue Kit

## Standard Ceiling Enviro Flue Kit

*Painted Stainless Steel, ready for Turbo Heat ducting*

### Enviro Flue Kit

	Item	QTY
A	1200mm S/ S Single skin flue	2
B	600mm S/S Single skin flue	1
E	12" Return Air Component	1
D	1200mm Room Sealed Flue	2
I	12"-10" to 8"-6" RSF Reducer 500 - 700mm Adjustable	1
J	Ceiling Ring	1
C	1000mm Room Sealed Flue	1
F	Cowl	1

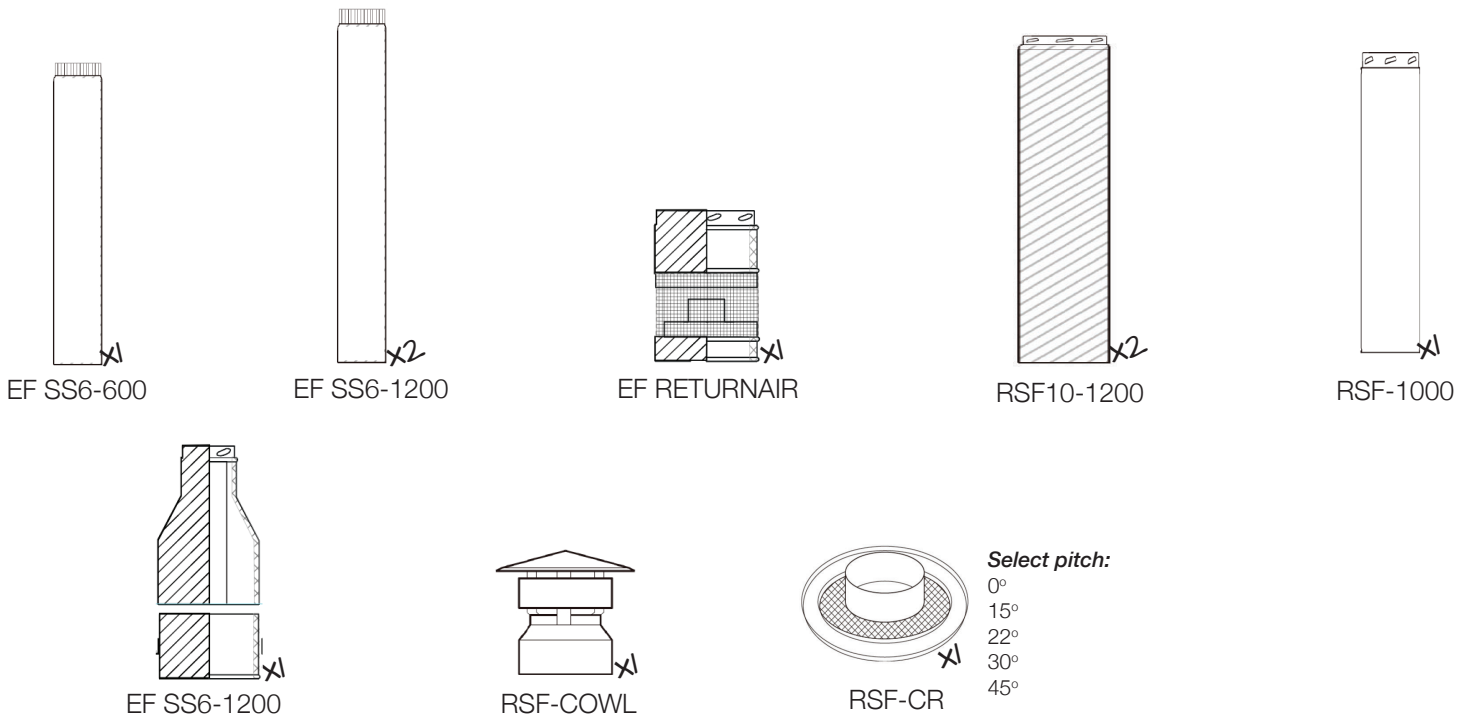


Paint Finish: Stove Bright Metallic Black



# Insulated Room Sealed Flue Kit

## Enviro Flue



Description	Part Number	RRP inc GST
6" Enviro Room Sealed Flue Kit	RSF6 ENVIRO	\$ POA

Note: Pricing includes ceiling ring

Enviro flue is one of the lowest emissions flue systems for any wood burning appliance.  
 It is a Room Sealed Flue kit which burns hotter creating a cleaner burn.  
 It is the only flue system which can adapt to a Turboheat Ducted heating system.  
 Quality made with Australian technology, creating Better Home Heating Efficiency.

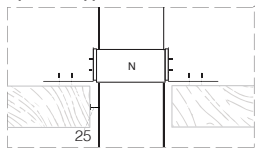
# Room Sealed PELLET Flue Kit

## 4m Vertical Flue Kit

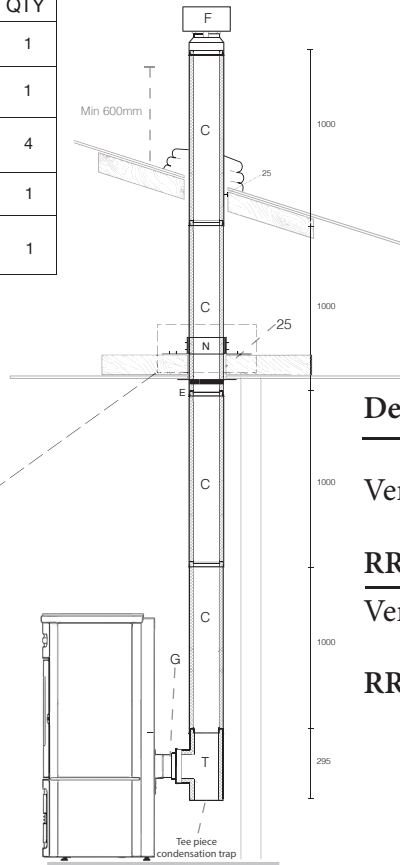
Item	QTY
G Pellet Fire RSF Adaptor	1
T Pellet Fire RSF 90° TEE (with cap)	1
C Pellet Fire RSF 1000mm pipe (with Locking Band)	4
E Pellet Fire Ceiling Ring	1
F Pellet Fire RSF Vertical Cowl Stainless Steel	1



### Optional Support Brace



**NOTE:**  
The optional support brace (N) has the ability to adjust to any angle of adjacent roof beams  
\*There is a 25mm clearance between the flue and any timber at all times\*



### Description

### Part Number

Vertical Pellet Room Sealed Flue Kit

RSFPF FKV

RRP inc GST

\$1,190.00

Vertical Pellet Room Sealed Flue Kit - Painted

RSFPF FKVBLK

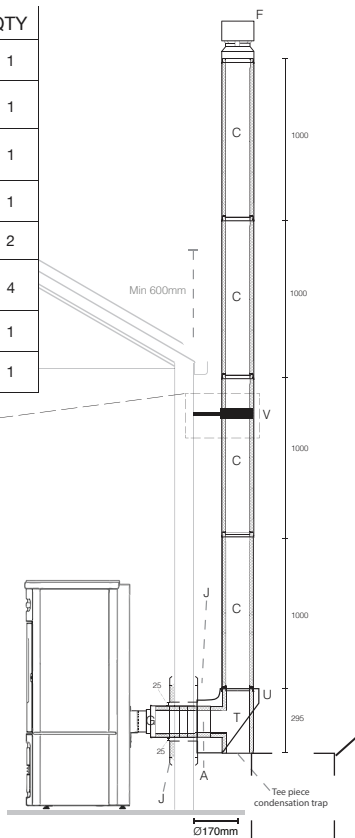
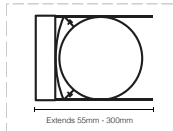
RRP inc GST

\$1,300.00

# Room Sealed PELLET Flue Kit

## Rear Flue Kit

Item	QTY
G Pellet Fire RSF Adaptor	1
A Pellet Fire RSF Adjustable Flue (with Locking Band)	1
T Pellet Fire RSF 90° TEE (with Cap)	1
U Pellet Fire TEE Wall Bracket	1
J Pellet Fire RSF Wall Plate	2
C Pellet Fire RSF 1000mm pipe (with Locking Band)	4
F Pellet Fire RSF Vertical Cowl Stainless Steel	1
V Pellet Fire RSF Wall Brace	1



### Description

### Part Number

Rear External Pellet Room Sealed Flue Kit

RSFPF FKRV

RRP inc GST

\$1,679.00

Rear External Pellet Room Sealed Flue Kit - Painted

RSFPF FKRVBK

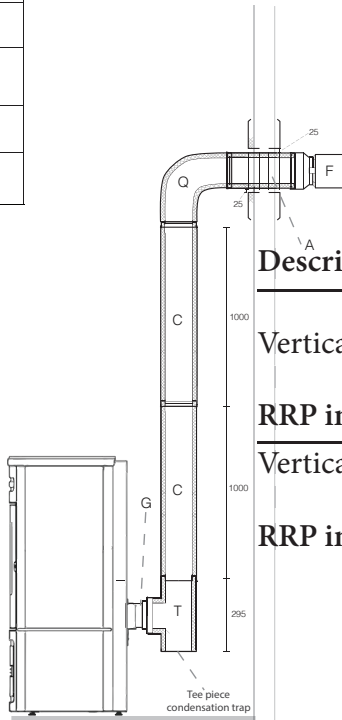
RRP inc GST

\$1,819.00

**INCLUDES Wall Brace & Tee Wall Bracket**

# Room Sealed PELLET Flue Kit Vertical Snorkel Flue Kit

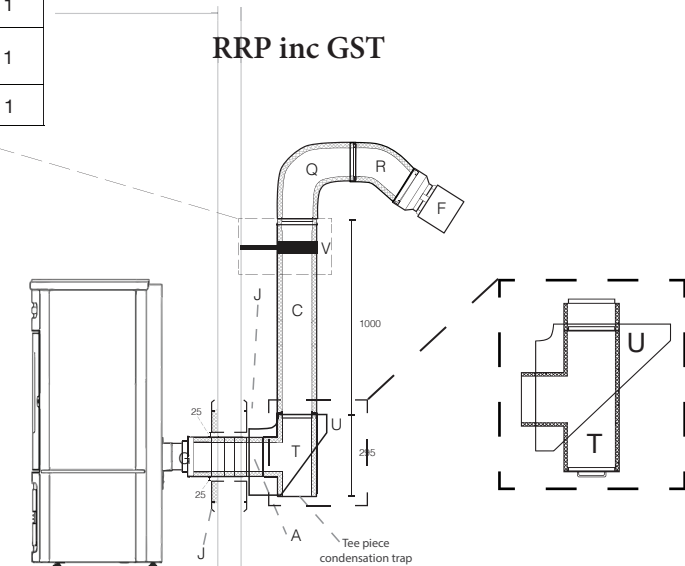
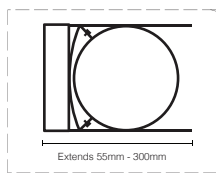
Item	QTY
G Pellet Fire RSF Adaptor	1
A Pellet Fire RSF Adjustable (with Locking Band)	1
T Pellet Fire RSF 90° TEE (with cap)	1
J Pellet Fire Wall Plate	2
C Pellet Fire RSF 1000mm pipe (with Locking Band)	2
Q Pellet Fire RSF 90° Bend	1
F Pellet Fire RSF Horizontal Cowl Stainless Steel	1



Description	Part Number
Vertical Snorkel Pellet Room Sealed Flue Kit	RSFPPF FKSNN
<b>RRP inc GST</b>	<b>\$1,082.00</b>
Vertical Snorkel Pellet Room Sealed Flue Kit - Painted	RSFPPF FKSNNBLK
<b>RRP inc GST</b>	<b>\$1,320.00</b>

# Room Sealed PELLET Flue Kit Rear Snorkel Flue Kit

Item	QTY
G Pellet Fire RSF Adaptor	1
A Pellet Fire RSF Adjustable Flue (with Locking Band)	1
T Pellet Fire RSF 90° TEE (with Cap)	1
U Pellet Fire TEE Wall Bracket	1
J Pellet Fire RSF Wall Plate	2
C Pellet Fire RSF 1000mm pipe (with Locking Band)	1
Q Pellet Fire RSF 90° Bend	1
R Pellet Fire RSF 30° Bend	1
F Pellet Fire RSF Vertical Cowl Stainless Steel	1
V Pellet Fire RSF Wall Brace	1



Description	Part Number
Rear External Snorkel Pellet Room Sealed Flue Kit	RSFPPF FKRSN
<b>RRP inc GST</b>	<b>\$1,509.00</b>
Rear External Snorkel Pellet Room Sealed Flue Kit - Painted	RSFPPF FKRSNBLK
<b>RRP inc GST</b>	<b>\$1,530.00</b>

**INCLUDES Wall Brace & Tee Wall Bracket**

Individual Item Description	Part Number	RRP inc GST
Pellet Fire RSF Adaptor	RSFPPF-ADAPTOR	\$45.00
Pellet Fire RSF 1,000mm Straight Pipe	RSFPPF-1000	\$160.00
Pellet Fire RSF 1,000mm Straight Pipe, Black	RSFPPF-1000BLK	\$180.00
Pellet Fire RSF 500mm Straight Pipe	RSFPPF-500	\$100.00
Pellet Fire RSF 500mm Straight Pipe, Black	RSFPPF-500BLK	\$120.00
Pellet Fire RSF 250mm Straight Pipe	RSFPPF-250	\$80.00
Pellet Fire RSF 250mm Straight Pipe, Black	RSFPPF-250BLK	\$90.00
Pellet Fire RSF Adjustable Pipe	RSFPPF-ADJUST	\$150.00
Pellet Fire RSF Adjustable Pipe, Black	RSFPPF-ADJUSTBLK	\$160.00
Pellet Fire RSF 90° Tee with Cap	RSFPPF-TEE	\$250.00
Pellet Fire RSF 90° Tee with Cap, Black	RSFPPF-TEEBLK	\$280.00
Pellet Fire RSF 30° Bend	RSFPPF-30oBEND	\$130.00
Pellet Fire RSF 30° Bend, Black	RSFPPF-30oBENDBLK	\$140.00
Pellet Fire RSF 45° Bend	RSFPPF-45oBEND	\$130.00
Pellet Fire RSF 45° Bend, Black	RSFPPF-45oBENDBLK	\$140.00
Pellet Fire RSF 90° Bend	RSFPPF-90oBEND	\$180.00
Pellet Fire RSF 90° Bend, Black	RSFPPF-90oBENDBLK	\$190.00
Pellet Fire RSF Vertical Cowl	RSFPPF-COWL <sub>V</sub>	\$165.00
Pellet Fire RSF Horizontal Cowl	RSFPPF-COWL <sub>H</sub>	\$165.00
Pellet Fire RSF Wall Plate	RSFPPF-WP	\$55.00
Pellet Fire RSF Wall Plate, Black	RSFPPF-WPBLK	\$75.00
Pellet Fire RSF Ceiling Ring	RSFPPF-CR	\$90.00
Pellet Fire RSF Wall Bracket	RSFPPF-WB	\$99.00
Pellet Fire RSF TEE Bracket	RSFPPF-TWB	\$220.00

## Insulated Room Sealed Flue Kit

Video Library



Need more information?

Scan for our full Video Library on installing  
and using Insulated Flue & componentry

---

## Insulated Room Sealed Flue Kit

Watch a full installation



Metal Roof



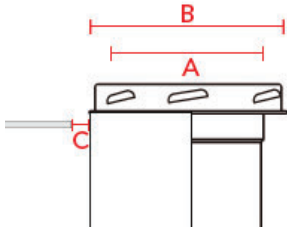
Tile Roof

---

## Insulated Room Sealed Flue Kit

Download this pricelist





	<b>A</b> Inside Diameter	<b>B</b> Outside Diameter	<b>C</b> Clearance
RSFPP	80mm	135mm	25mm
RSF6	150mm	200mm	25mm
RSF8	200mm	250mm	25mm
RSF10	250mm	300mm	25mm

est. 1876  
**PIVOT**  
 stove & heating

Proudly distributed by Pivot Stove & Heating Australia

**pivotstove.com.au**



7 Year Limited Warranty on Flue  
 1 Year Limited Warranty on Cowl  
 Please see full Terms & Conditions